

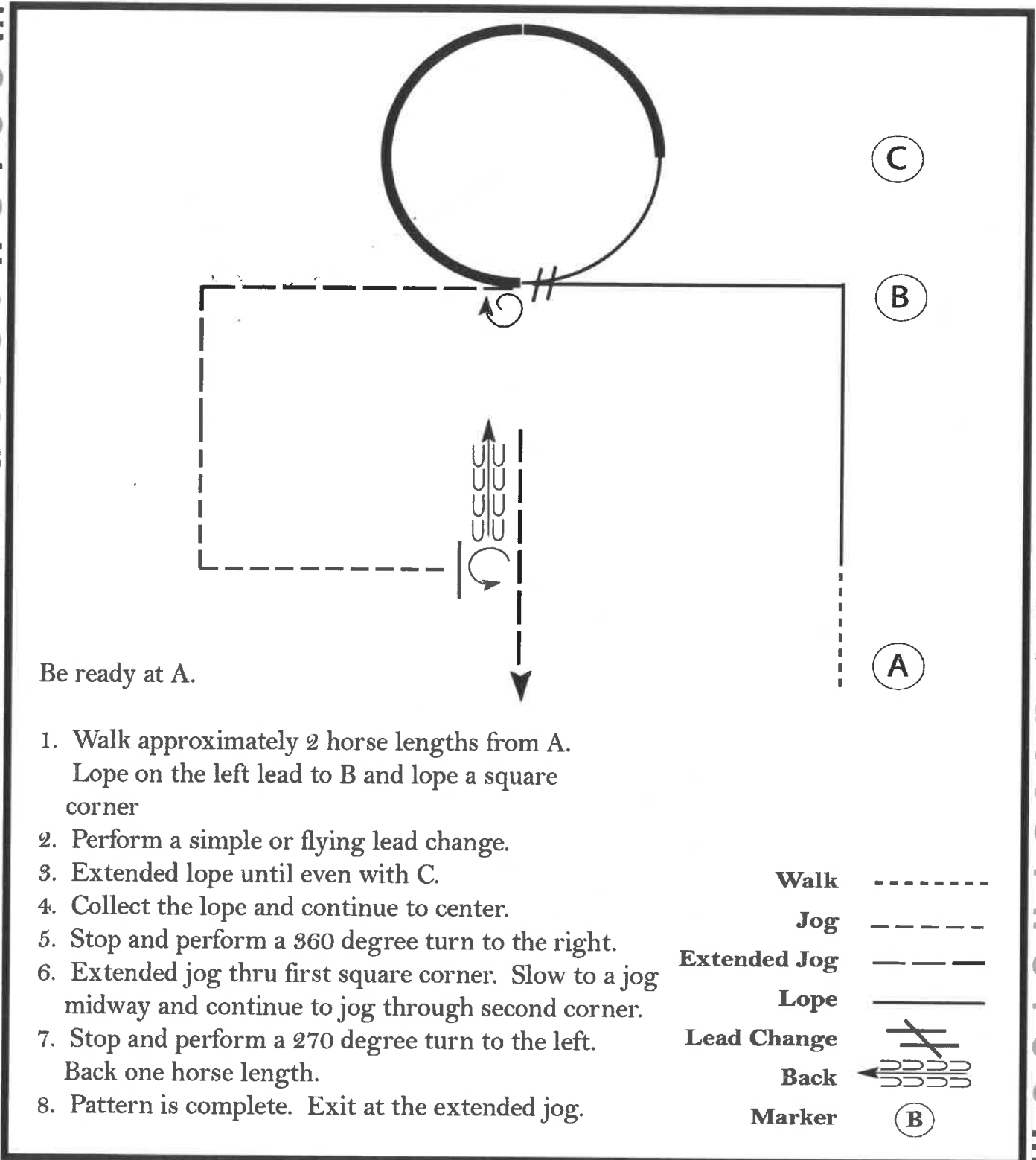
AIQH SUMMER SHOW

Western Horsemanship (YOUTH - AMATEUR)

Show Date: 06-17-2022

www.HorseShowPatterns.com

www.HorseShowPatterns.com



[WH/3-108]

Pattern Provided by:

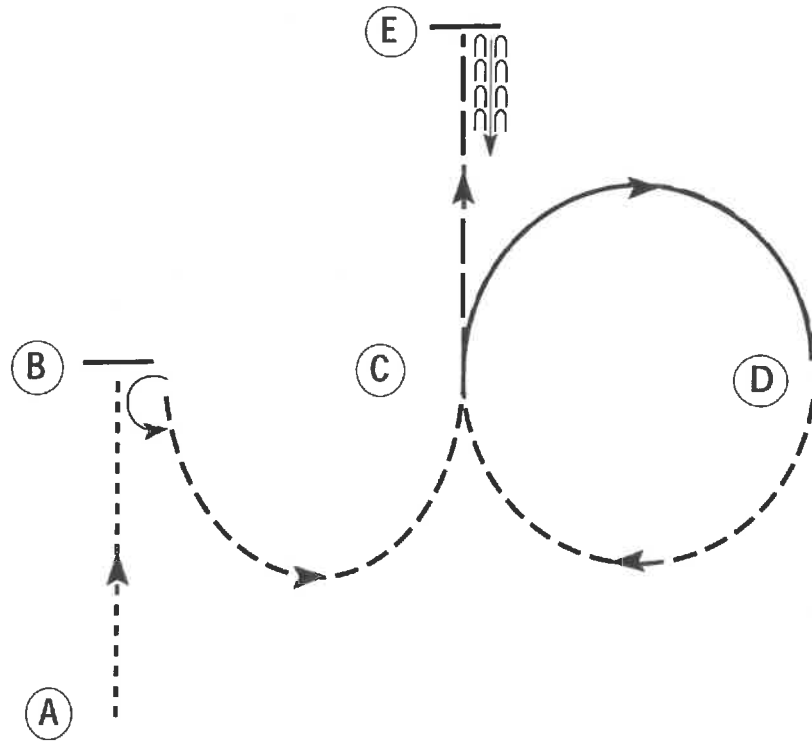
AIQH SUMMER SHOW

Western Horsemanship (YOUTH L1 - AMATEUR L1)

Show Date: 06-17-2022

www.HorseShowPatterns.com

www.HorseShowPatterns.com



Be ready at A.

1. Walk to B.
2. Stop at B and turn 180 degrees to the left.
3. Jog to C.
4. Lope on the right lead to D.
5. Jog to C.
6. Extend the jog to E.
7. Stop and back approximately one horse length.

Follow the instructions of your ring steward.

Walk	-----
Jog	- - - - -
Extended Jog	-----
Lope	—————
Leg Yield	
Lead Change	—/—
Back	← u u u u
Marker	Ⓚ
Sidepass	←-----←

[WH/1-61]

Pattern Provided by:

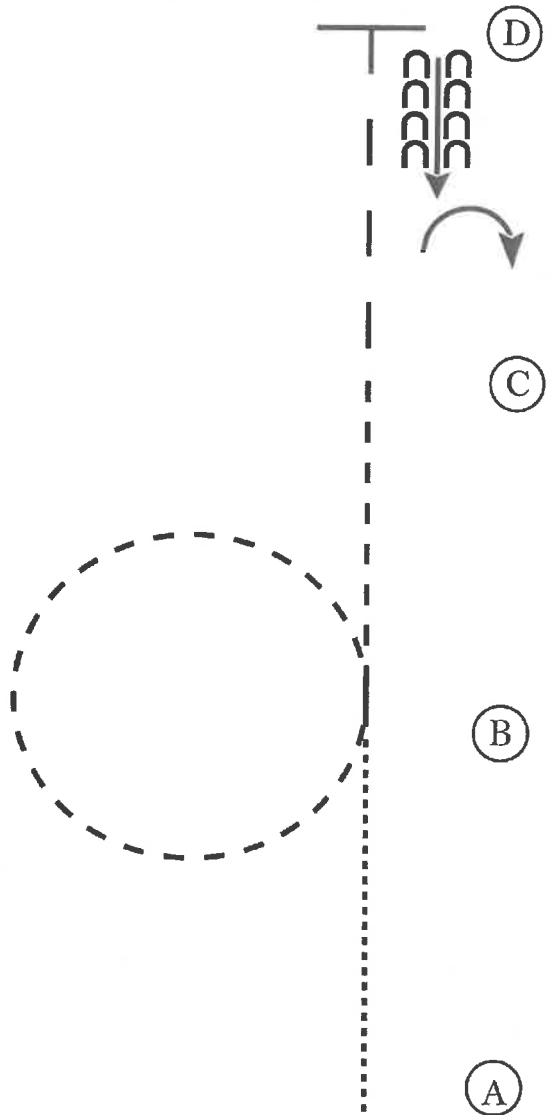
AIQH SUMMER SHOW

Western Horsemanship (WALK & TROT HORSEMANSHIP)

Show Date: 06-17-2022

w w w . H o r s e S h o w P a t t e r n s . c o m

w w w . H o r s e S h o w P a t t e r n s . c o m



1. Walk A to B.
2. At B jog.
3. Jog a circle at B and continue to C.
4. At C extend the jog to D.
5. At D stop and back 4 steps.
6. Turn 90 degrees to the right.

Walk
Jog	-----
Extended Jog	-----
Lope	—————
Leg Yield	
Lead Change	↘
Back	← C C C C
Marker	⊙ B
Sidepass	←-----→

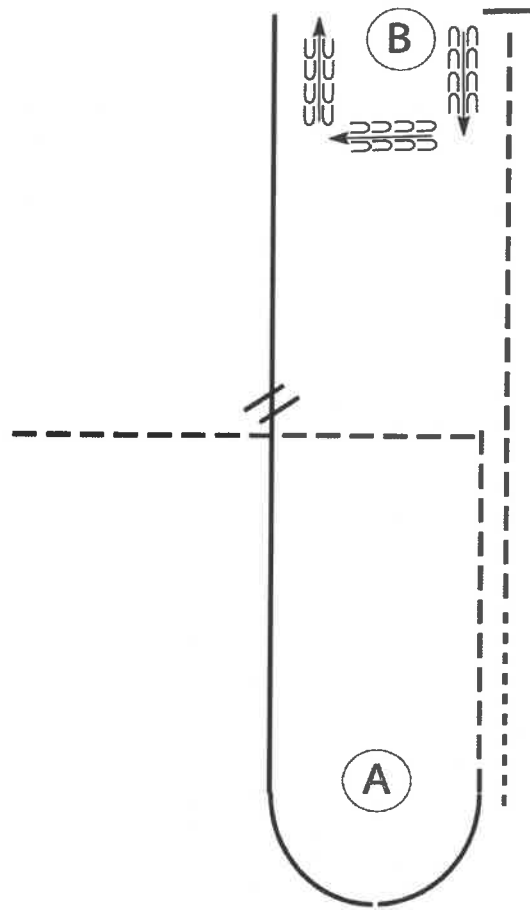
Pattern Provided by:

[WH/WT-11]

AIQH SUMMER SHOW

Western Horsemanship (ALL BREED HORSEMANSHIP)

Show Date: 06-17-2022



Be ready at A.

1. Walk approximately 2 horse lengths from A.
2. Jog to B.
3. Stop and back around B as shown.
4. Lope on the right lead to center of pattern.
5. Perform a simple lead change.
6. Lope on the left lead to and around A.
7. Jog from A to center of pattern. Jog a corner left and jog to exit.

Follow the instructions of your ring steward.

Walk
Jog	-----
Extended Jog	-----
Lope	
Lead Change	⚡
Back	←←←←←
Marker	Ⓚ

[WH/2-102]

Pattern Provided by:

www.HorseShowPatterns.com

www.HorseShowPatterns.com