

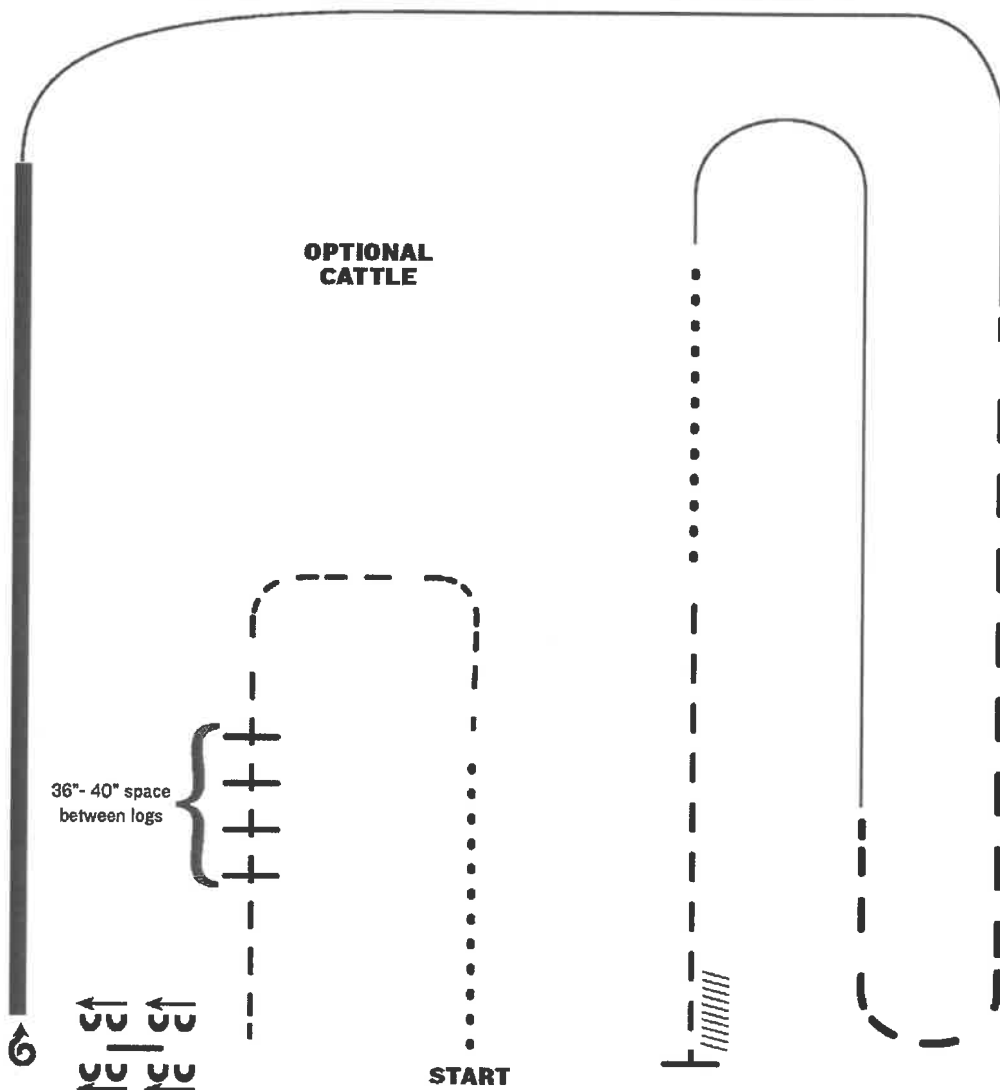
# AIQH SUMMER SHOW

## Ranch Riding (OPEN - YOUTH - AMATEUR)

Show Date: 06-17-2022

www.HorseShowPatterns.com

www.HorseShowPatterns.com



1. Walk
2. Trot
3. Trot logs
4. Side pass right
5. 1 1/2 turns right
6. Extended lope (right lead)
7. Lope right lead
8. Extended trot
9. Lope left lead
10. Walk
11. Trot
12. Stop and back

Note: The drawn description of this pattern is only intended for the general depiction of the pattern. Exhibitors should utilize the arena space to best exhibit their horses.

[RR/AQHA-12]

Pattern Provided by:

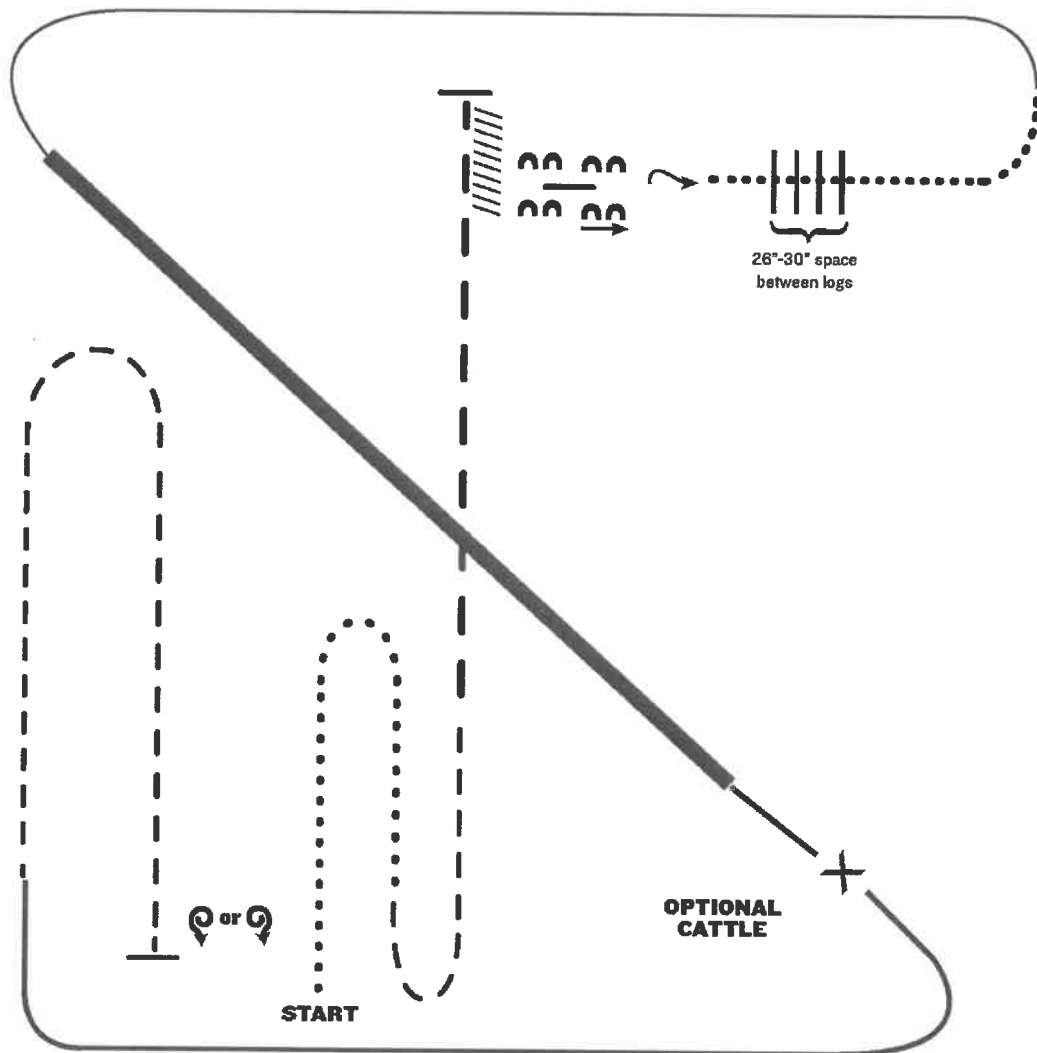
# AIQH SUMMER SHOW

## Ranch Riding MATURITY RANCH RIDING

Show Date: 06-17-2022

www.HorseShowPatterns.com

www.HorseShowPatterns.com



1. Walk
2. Trot
3. Extended trot
4. Stop and back
5. Side pass over log right
6. 1/4 turn right, walk over logs
7. Walk
8. Lope left lead
9. Extended lope (left lead)
10. Collect lope, change leads (simple or flying)
11. Lope right lead
12. Trot
13. Stop, one 360 degree turn either direction

Note: The drawn description of this pattern is only intended for the general depiction of the pattern. Exhibitors should utilize the arena space to best exhibit their horses.

OPTIONAL  
CATTLE

[RR/AQHA-7]

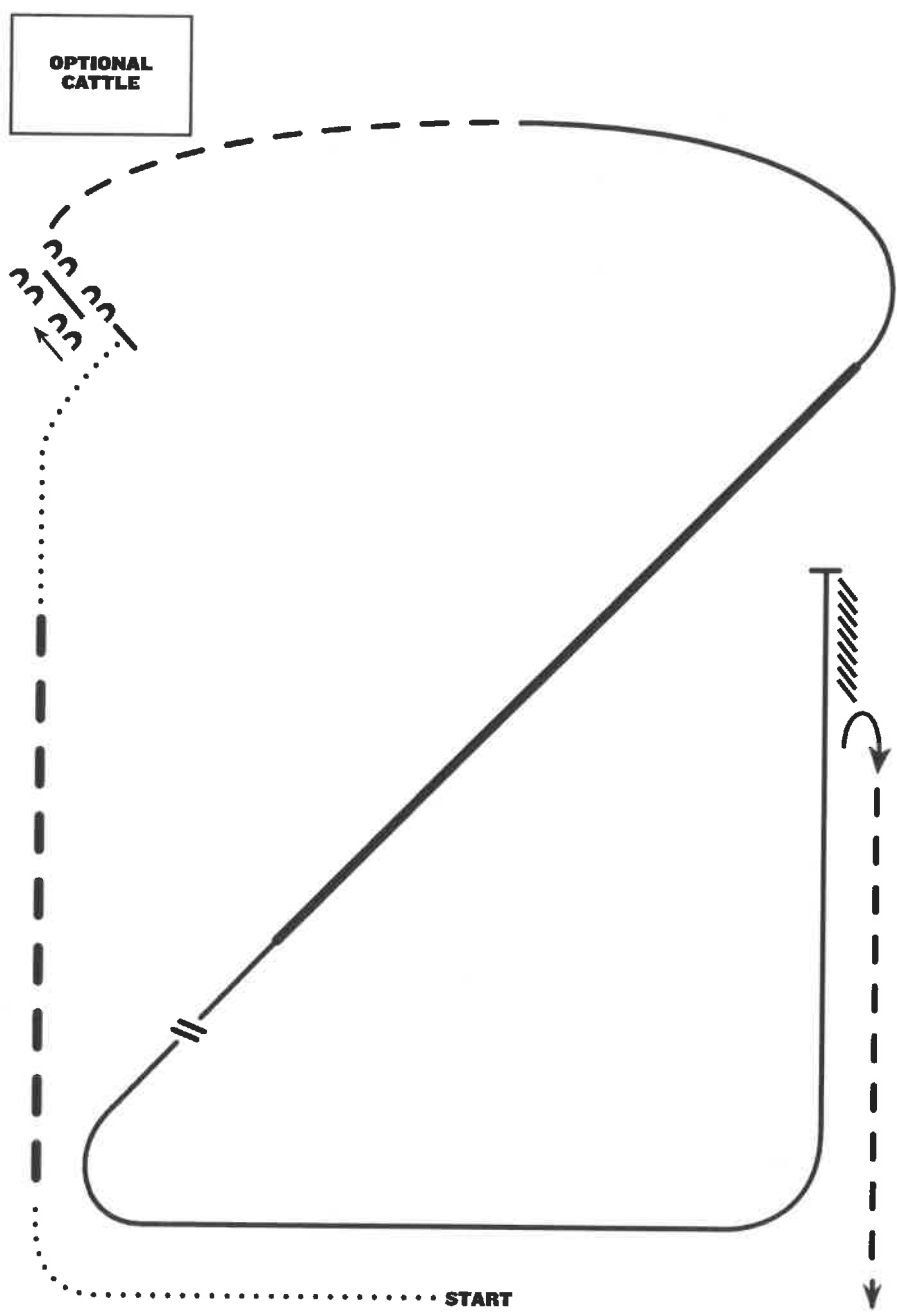
Pattern Provided by:

(YOUTH L4 - AMATEUR L1 - OPEN L1)

**RANCH RIDING - PATTERN 10**

**LEGEND**

.....	Walk
...	Extended Walk
- - -	Trot
- - - -	Extended Trot
— — —	Lope
————	Extended Lope
////	Back
≡	Lead Change



1. Walk
2. Extended trot
3. Walk
4. Stop, side pass left over log
5. Trot
6. Lope right lead
7. Extended lope right lead
8. Collect lope and change leads (simple or flying)
9. Lope left lead
10. Stop and back
11. 1/2 turn right
12. Trot

Note. The drawn description of this pattern is only intended for the general depiction of the pattern. Exhibitors should utilize the arena space to best exhibit their horses