

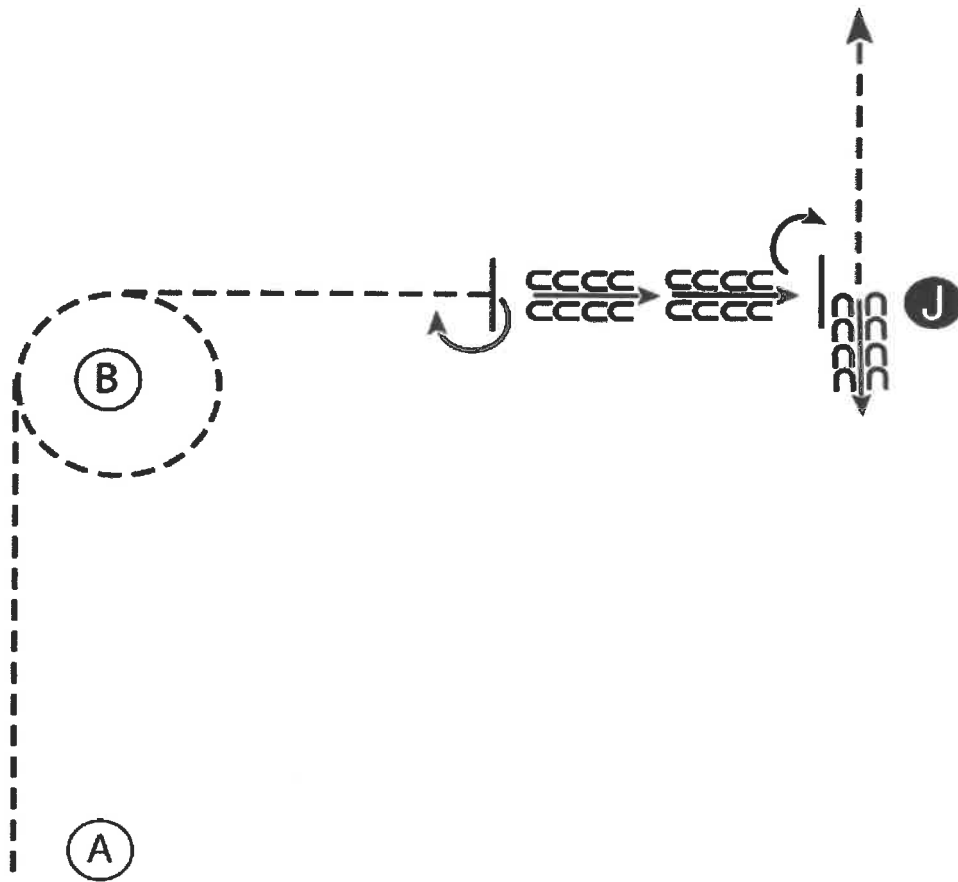
# AIQH SUMMER SHOW

## Showmanship (YOUTH - AMATEUR )

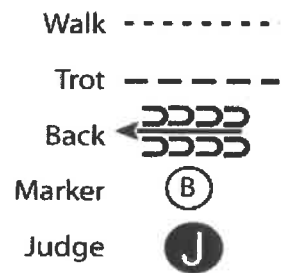
Show Date: 06-17-2022

www.HorseShowPatterns.com

www.HorseShowPatterns.com



1. Trot from A to B.
2. Trot a circle around B.
3. Trot half way to the Judge. Stop and perform a 180 degree turn.
4. Back to the Judge and set up for inspection.
5. When dismissed perform a 90 degree turn.
6. Back four steps and trot straight away from the Judge.



Pattern Provided by:

[S/3-27]

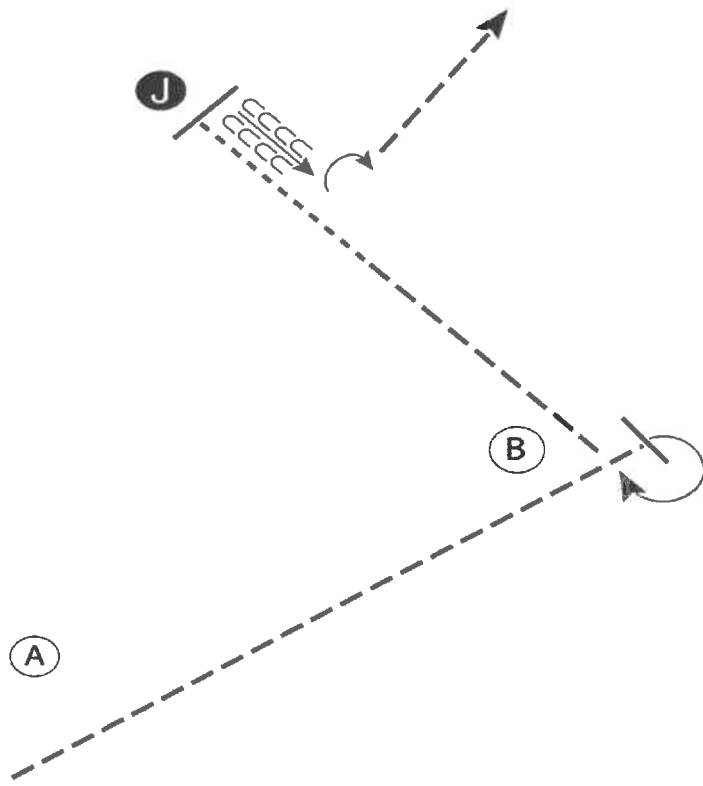
# AIQH SUMMER SHOW

## Showmanship (YOUTH L1 - AMATEUR L1)

Show Date: 06-17-2022

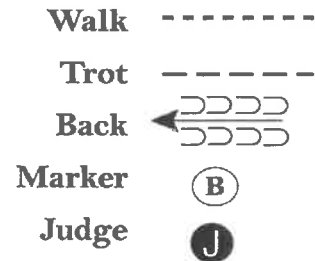
w w w . H o r s e S h o w P a t t e r n s . c o m

w w w . H o r s e S h o w P a t t e r n s . c o m



Be ready at A.

1. Trot past B and stop
  2. Perform a 270 degree turn
  3. Trot halfway to the Judge
  4. Break to the walk and walk to the Judge
  5. Stop and set up for inspection
  6. When dismissed back one horse length
  7. Perform a 90 degree turn and trot to the line-up
- Follow the instructions of your ring steward.



[S/1-27]

Pattern Provided by:

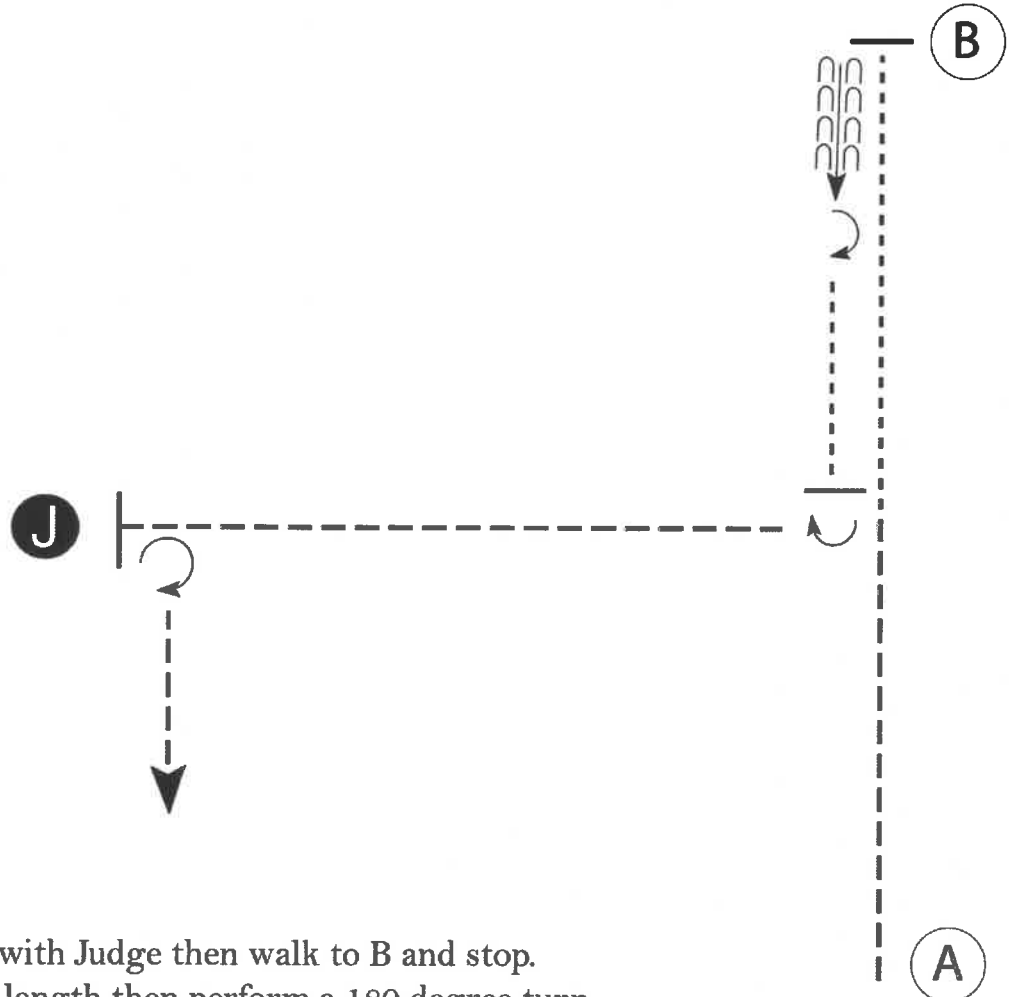
# AIQH SUMMER SHOW

## Showmanship (ALL BREED SHOWMANSHIP)

Show Date: 06-17-2022

www.HorseShowPatterns.com

www.HorseShowPatterns.com



Be ready at A.

1. Trot until even with Judge then walk to B and stop.
2. Back one horse length then perform a 180 degree turn.
3. Walk until your horse's hip is even with Judge.
4. Perform a 1/4 turn.
5. Trot to Judge.
6. Set up.
7. Inspection. When dismissed, perform a 270 degree turn and trot to exit.

Walk     - - - - -  
Trot     - - - - -  
Back     ← - - - - -  
Marker     (B)  
Judge     (J)

[S/2-120]

Pattern Provided by: