

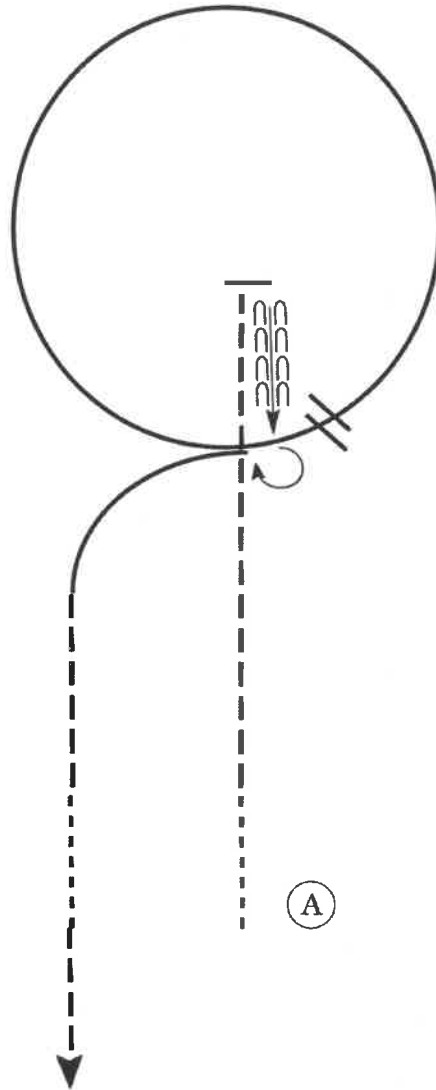
# AIQH SUMMER SHOW

## Hunt Seat Equitation (YOUTH - AMATEUR)

Show Date: 06-17-2022

www.HorseShowPatterns.com

www.HorseShowPatterns.com



Be ready at A.

1. Walk two horse lengths then posting trot on the left diagonal past the center of the arena.
2. Stop and back approximately two horse lengths.
3. Perform a 270 degree turn on the forehand to the right.
4. Canter a circle on the right lead.
5. Perform a simple or flying lead change.
6. Canter on the left lead.
7. Posting trot on the right diagonal then walk two horse lengths. Pattern is complete, exit at a sitting trot.

Walk	-----
Trot	- . - . - . - .
Extended Trot	— — — —
Canter	—————
Leg Yield	
Lead Change	— / —
Back	←←←
Marker	⊙
Sidepass	← — — — ←
Hand Gallop	— —

[HSE/3-82]

**Pattern Provided by:**

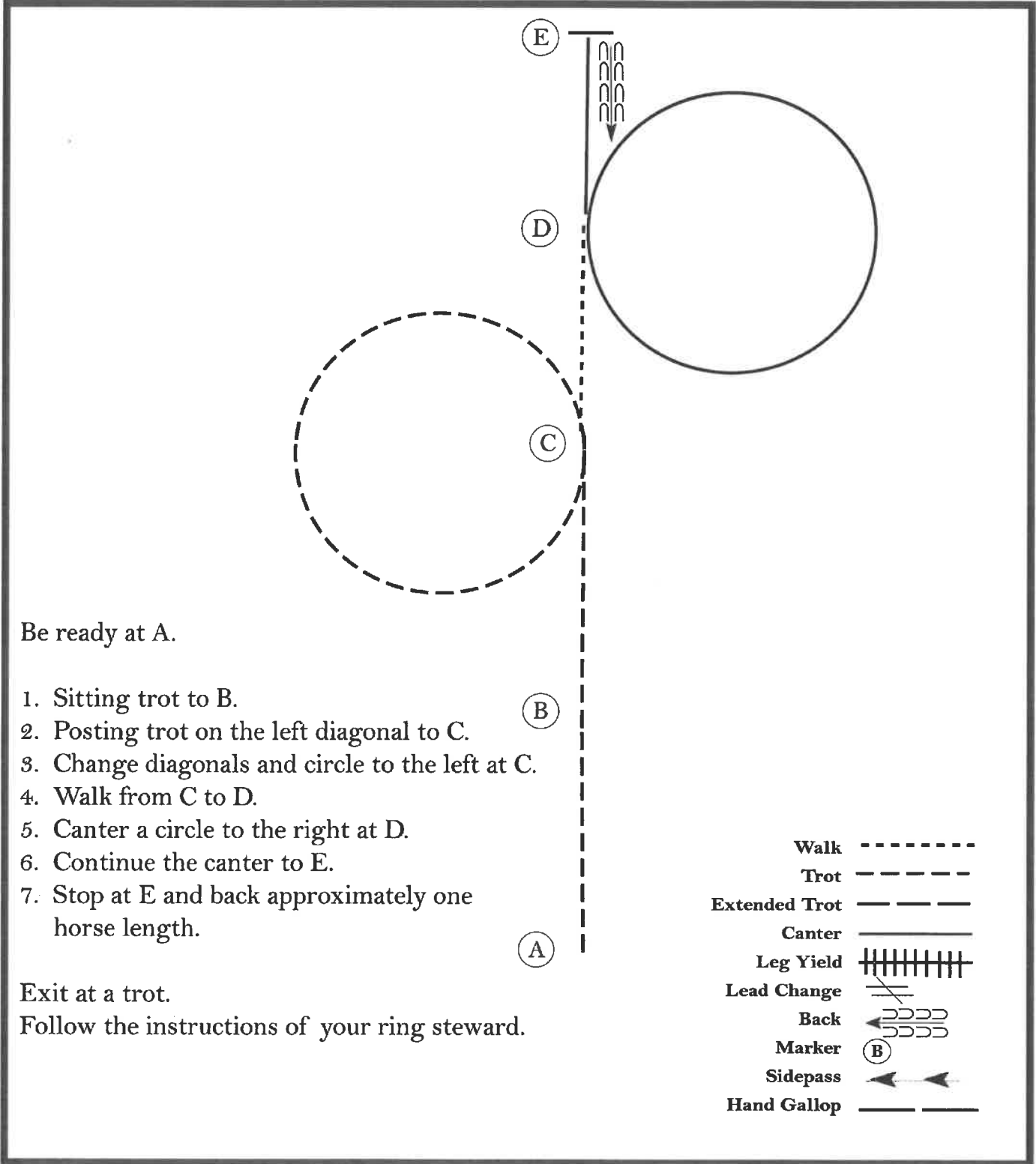
# AIQH SUMMER SHOW

## Hunt Seat Equitation (YOUTH L1 - AMATEUR L1)

Show Date: 06-17-2022

www.HorseShowPatterns.com

www.HorseShowPatterns.com



Be ready at A.

1. Sitting trot to B.
2. Posting trot on the left diagonal to C.
3. Change diagonals and circle to the left at C.
4. Walk from C to D.
5. Canter a circle to the right at D.
6. Continue the canter to E.
7. Stop at E and back approximately one horse length.

Exit at a trot.

Follow the instructions of your ring steward.

Walk	-----
Trot	-----
Extended Trot	-----
Canter	-----
Leg Yield	
Lead Change	↘
Back	←←←←
Marker	Ⓚ
Sidepass	←→
Hand Gallop	-----


[HSE/1-39]

**Pattern Provided by:**

# AIQH SUMMER SHOW

## Hunt Seat Equitation (WALK & TROT HUNT SEAT EQUITATION)

Show Date: 06-17-2022



Be ready with your horse's tail to A.

1. Sitting trot halfway to B.
2. Rising trot circle to right.
3. Working walk to B.
4. Stop in front of B and back approximately one horse length.

Follow the directions of your ring steward.

Walk	.....
Trot	-----
Extended Trot	-----
Canter	-----
Lead Change	
Back	
Marker	(B)
Hand Gallop	-----

[HSE/WT-45]

Pattern Provided by: