

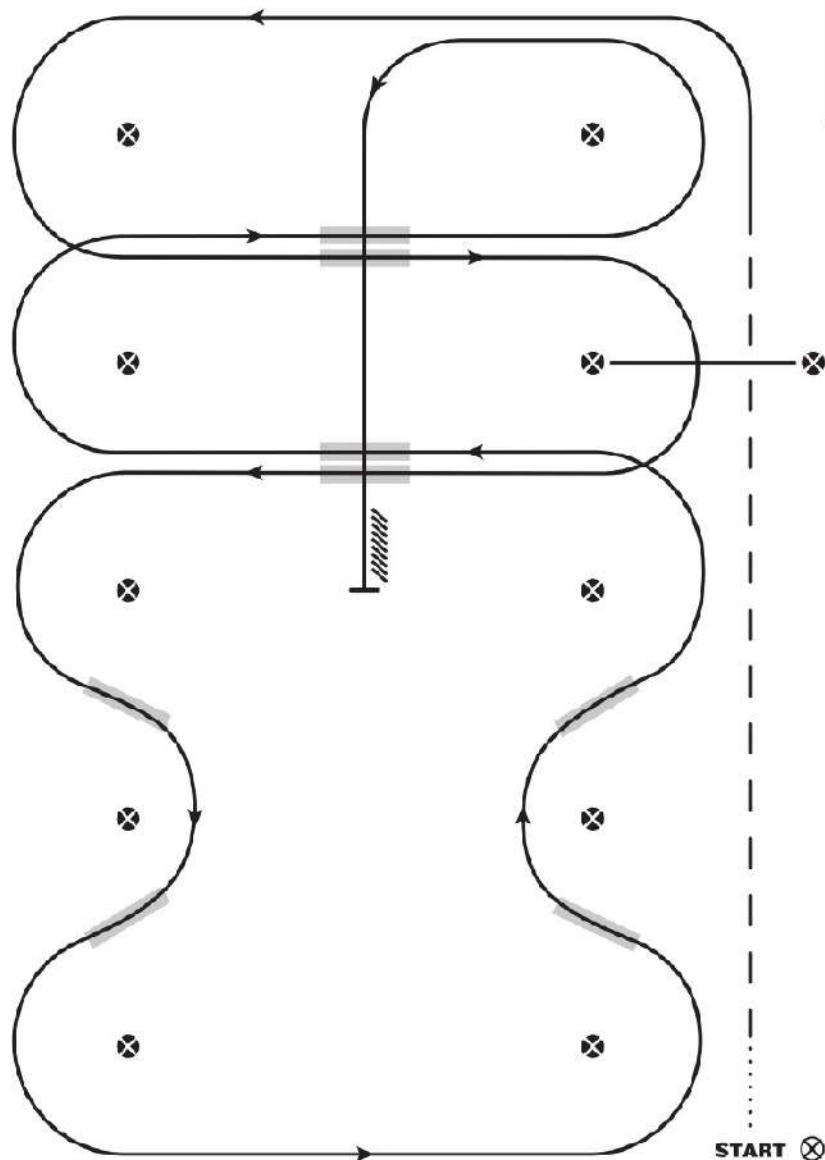
AIQH SPRING WESTERN SHOW

23-25 APRILE 2022

Judge Sylvia Katschker

WESTERN RIDING OPEN

WESTERN RIDING - PATTERN 3



LEGEND	
.....	Walk
- - - -	Jog
————	Lope
//////	Back
■	Lead Changing Area

1. Walk at least 15 feet from start cone to the first marker, transition to jog, jog over log.
2. Transition to the lope left lead
3. First crossing change
4. Lope over log
5. Second crossing change
6. First line change
7. Second line change
8. Third line change
9. Fourth line change
10. Third crossing change
11. Fourth crossing change
12. Lope up the center, stop & back

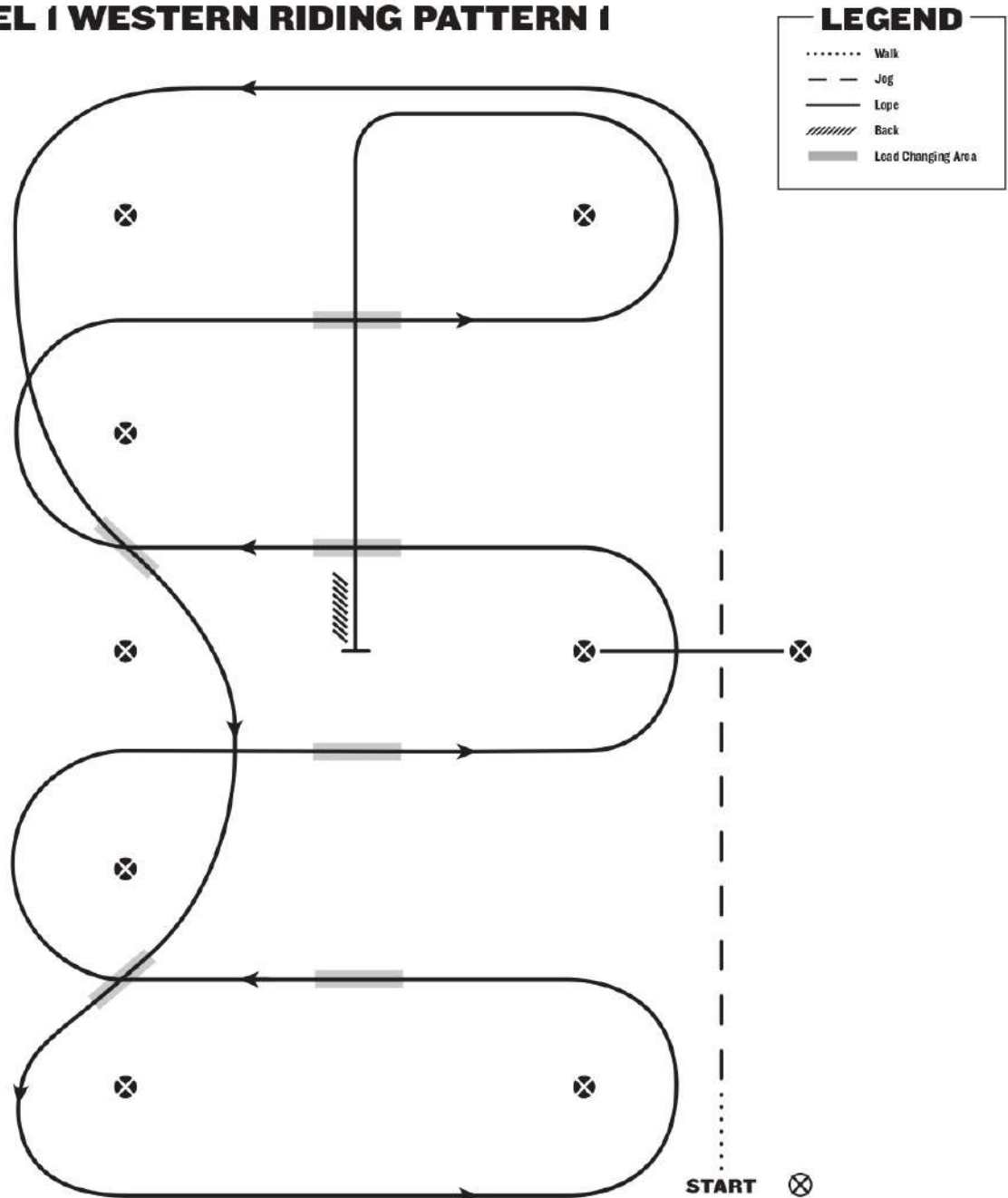
AIQH SPRING WESTERN SHOW

23-25 APRILE 2022

Judge Sylvia Katschker

WESTERN RIDING LEVEL 1 YOUTH & LEVEL 1 AMATEUR

LEVEL 1 WESTERN RIDING PATTERN 1



1. Walk at least 15 feet from start cone to the first marker, transition to jog, jog over log.
2. Transition to the lope left lead & lope around end
3. First line change
4. Second line change lope around the end of arena
5. First crossing change
6. Second crossing change
7. Lope over log
8. Third crossing change
9. Fourth crossing change
10. Lope up the center, stop & back

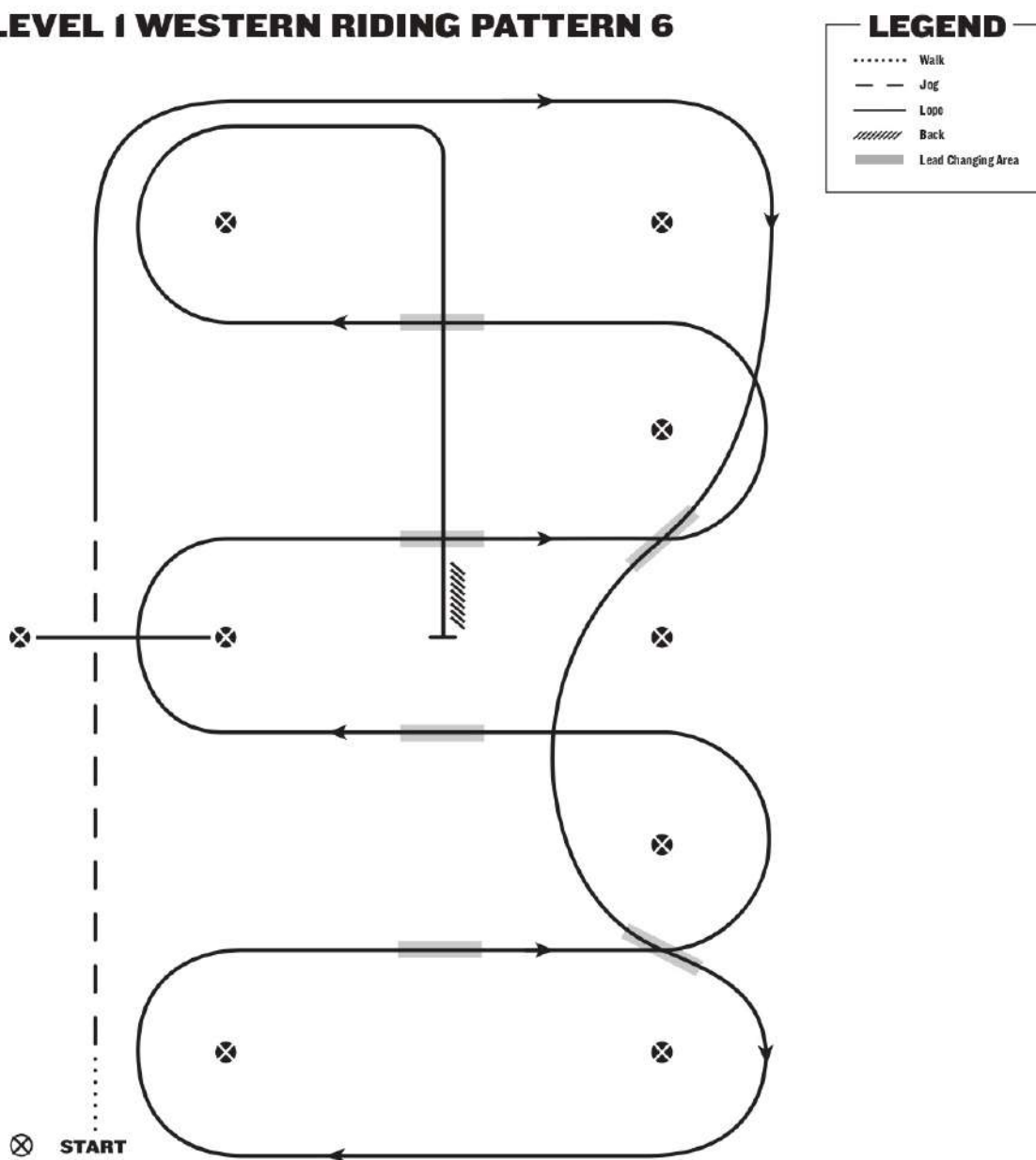
AIQH SPRING WESTERN SHOW

23-25 APRILE 2022

Judge Sylvia Katschker

WESTERN RIDING OPEN LEVEL 1

LEVEL I WESTERN RIDING PATTERN 6



1. Walk at least 15 feet from start cone to the first marker, transition to jog, jog over log.
2. Transition to the lope right lead & lope around end
3. First line change
4. Second line change, lope around the end of arena
5. First crossing change
6. Second crossing change
7. Lope over log
8. Third crossing change
9. Fourth crossing change
10. Lope up the center, stop & back

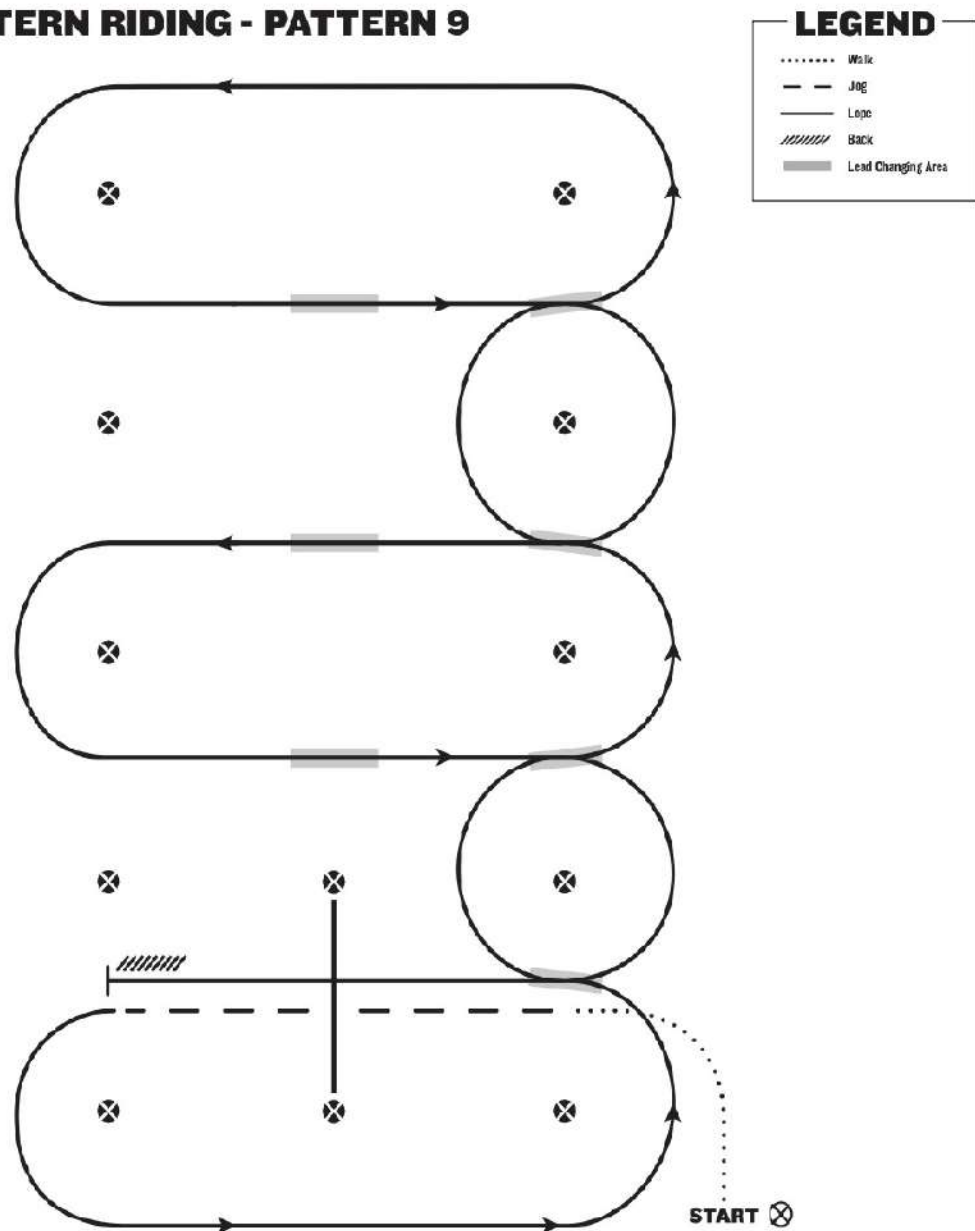
AIQH SPRING WESTERN SHOW

23-25 APRILE 2022

Judge Sylvia Katschker

WESTERN RIDING YOUTH E AMATEUR

WESTERN RIDING - PATTERN 9



1. Walk at least 15 feet from start cone to the first marker, as drawn, transition to jog, jog over log.
2. Transition to the lope left lead
3. First line change
4. Second line change
5. Third line change
6. Fourth line change
7. First crossing change
8. Second crossing change
9. Third crossing change
10. Lope over log
11. Lope, stop & back