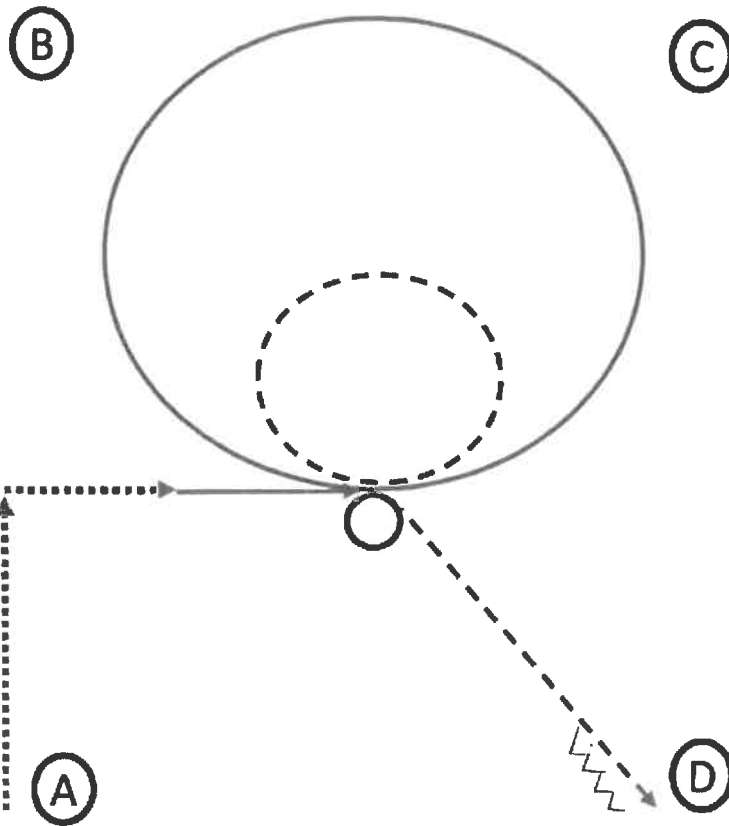


Western Horsemanship

All Breed

Be ready at marker

- 1 Walk – turn square to center
- 2 Lope left lead departure
- 3 Left circle at lope
- 4 jog at center
- 5 Left small circle at jog
- 6 Stop at center
- 7 360° right
- 8 Jog to marker
- 9 Stop – backup at least 2 strides

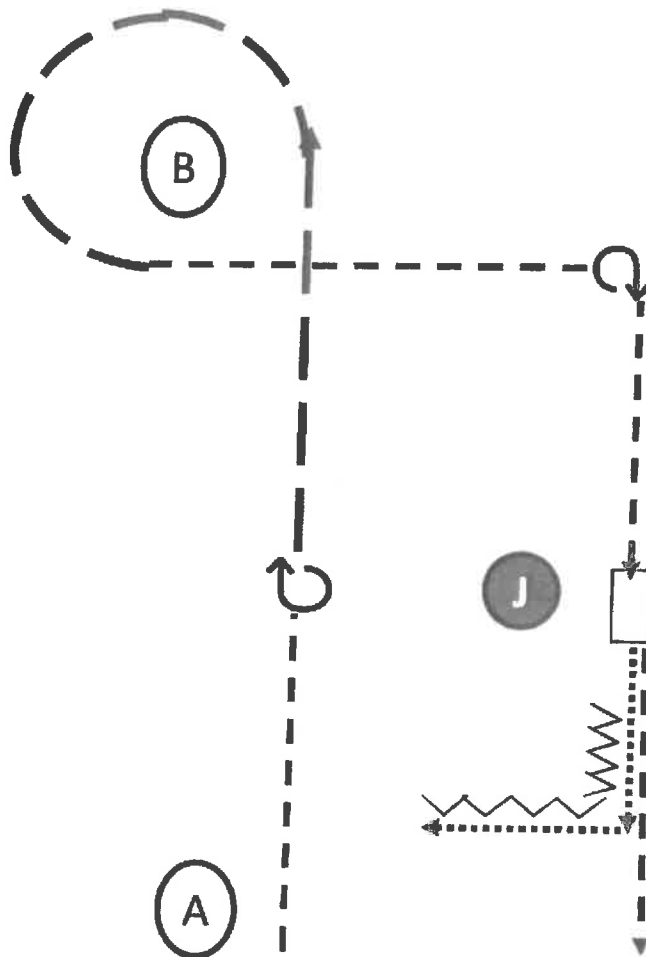


→ Lope / Galop
- - - → Jog
· · · · · → Walk / Pas
● Marker –/cône

→ Extended Lope / Galop allongé
- - - → Extended Jog / Trot
↻ Turn / pivot
▲▲▲▲ Backup / reculer

Showmanship

All Breed



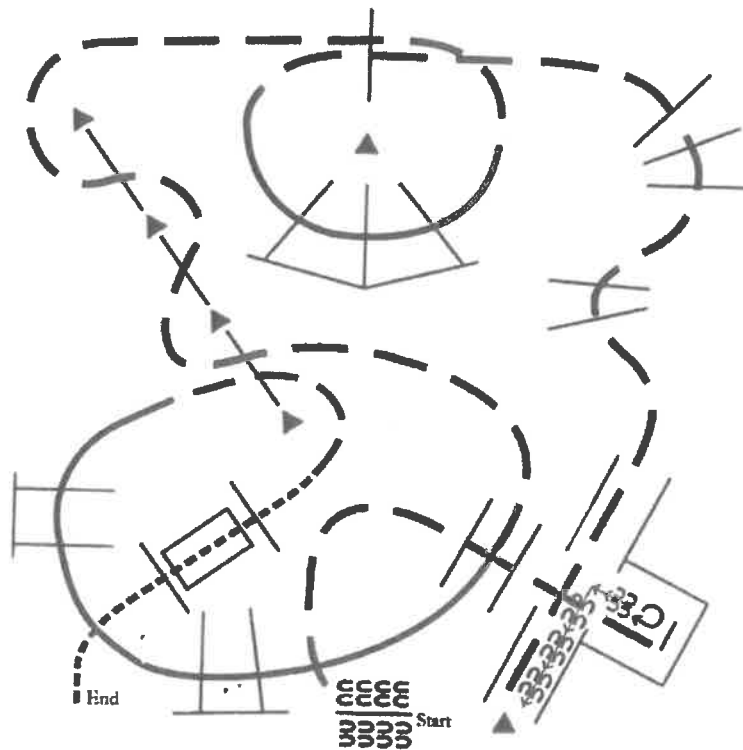
Be ready at A

1. Jog from A and stop halfway between A and B
2. Perform a 360° turn
3. Extended jog as shown Between A B Jog
4. Stop 450° and jog
5. Stop with the horse's hip even with judge – set up
6. Inspection
7. When dismissed, walk a corner
8. Stop and back up a corner
9. Jog away

- Lope / Galop
- Jog
- Walk / Pas
- Marker -/cône

- Extended Lope / Galop allongé
- Extended Jog / Trot
- Turn / pivot
- Backup / reculer

Trail All breed



Be ready at the gate

1. Work gate left hand
2. Jog over poles and into chute and box, stop
3. Turn 360° both ways, either way first
4. Back through chute
5. Jog out of chute and over poles
6. Jog over pole, left lead over poles, jog over pole
7. Jog trough serpentine
8. Lope right lead over poles as shown, jog over poles.
9. walk over pole, bridge and pole

Walk jog - - - lope _____