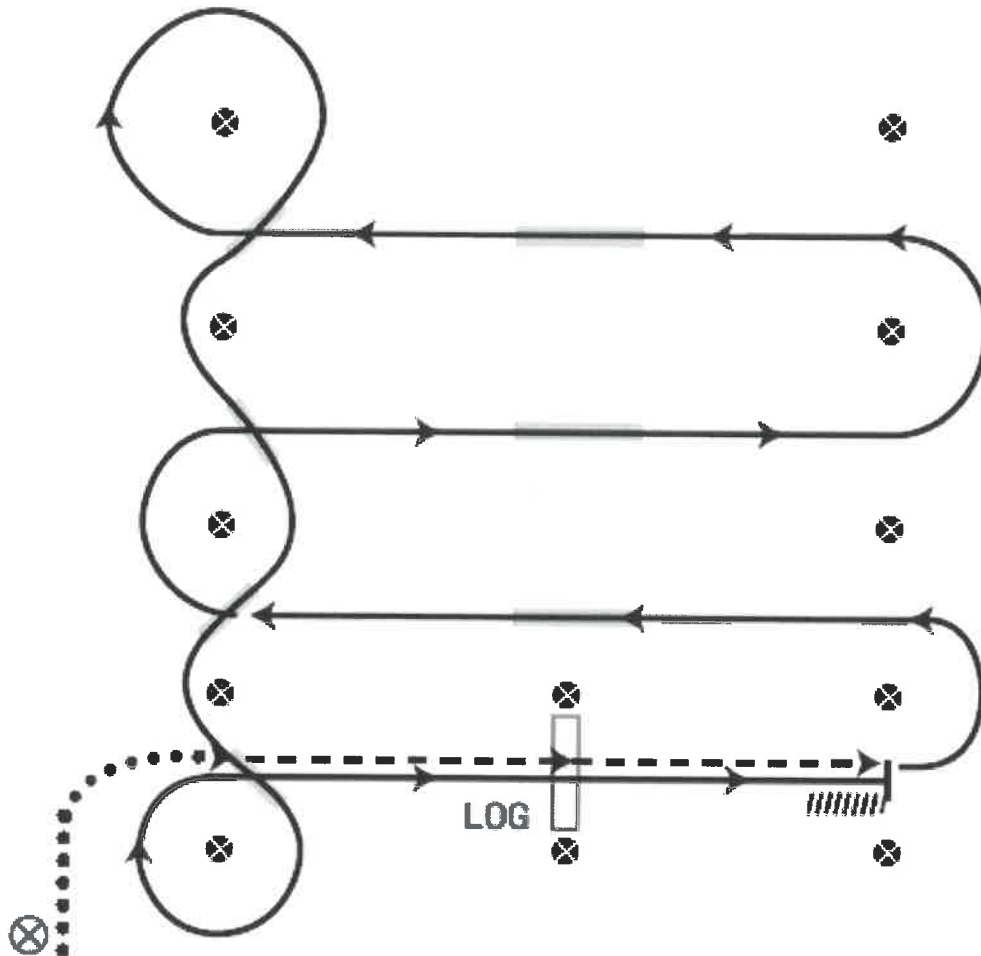


Western Riding

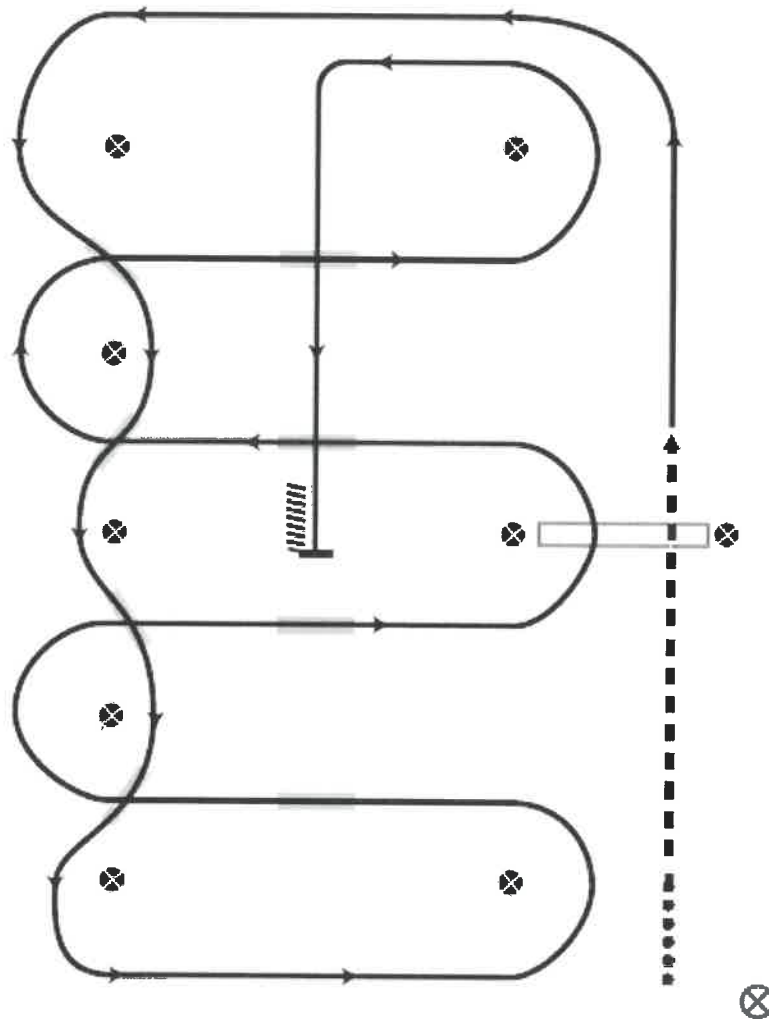
Open



- I. Walk at least 15 feet from start cone to the first marker, as drawn, transition to jog, jog over log.
2. Transition to the lope, on the left lead
3. First crossing change
4. Second crossing change
5. Third crossing change
6. Circle & first line change
7. Second line change
8. Third line change
9. Fourth line change & circle
10. Lope over log
11. Lope, stop & back

Western Riding

Youth/Amateur

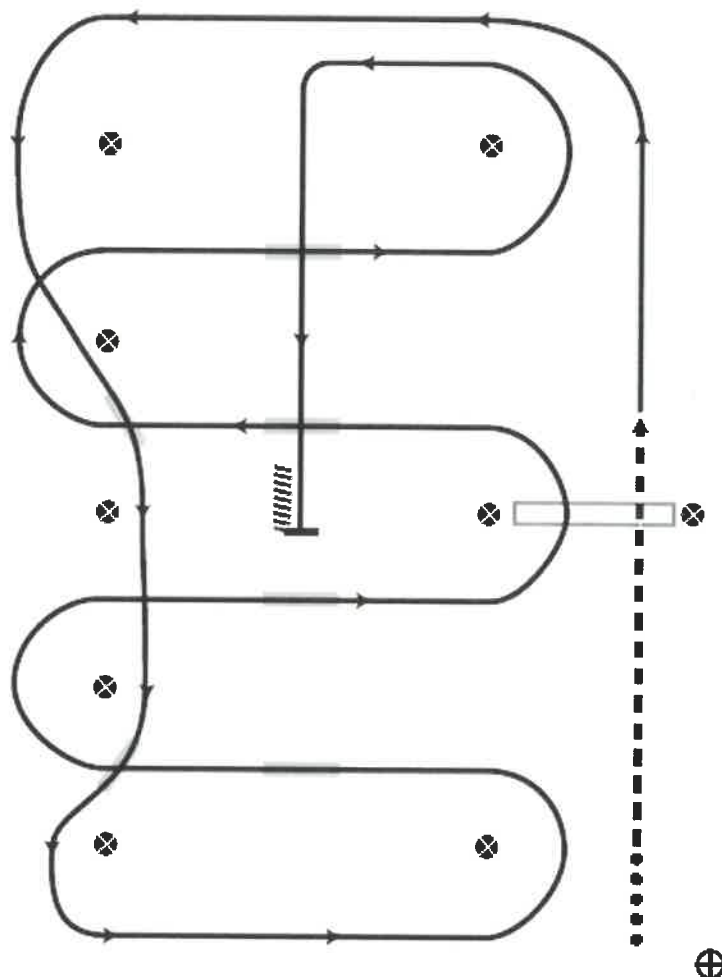


⊗ START CONE
LEAD CHANGING AREA WALK JOG
LOPE BACK

1. Walk at least 15 feet from start cone to the first marker, transition to jog, jog over log.
2. Transition to left lead & lope around end
3. First line change
4. Second line change
5. Third line change
6. Fourth line change lope around the end of arena
7. First crossing change
8. Second crossing change
9. Lope over log
10. Third crossing change
11. Fourth crossing change
12. Lope up the center, stop & back

Western Riding

L1 Open/L1 Amateur/L1 Youth



1. Walk at least 15 feet from start cone to the first marker, transition to jog, jog over log.
2. Transition to left lead & lope around end
3. First line change
4. Second line change lope around the end of arena
5. First crossing change
6. Second crossing change
7. Lope over log
8. Third crossing change
9. Fourth crossing change
10. Lope up the center, stop & back