

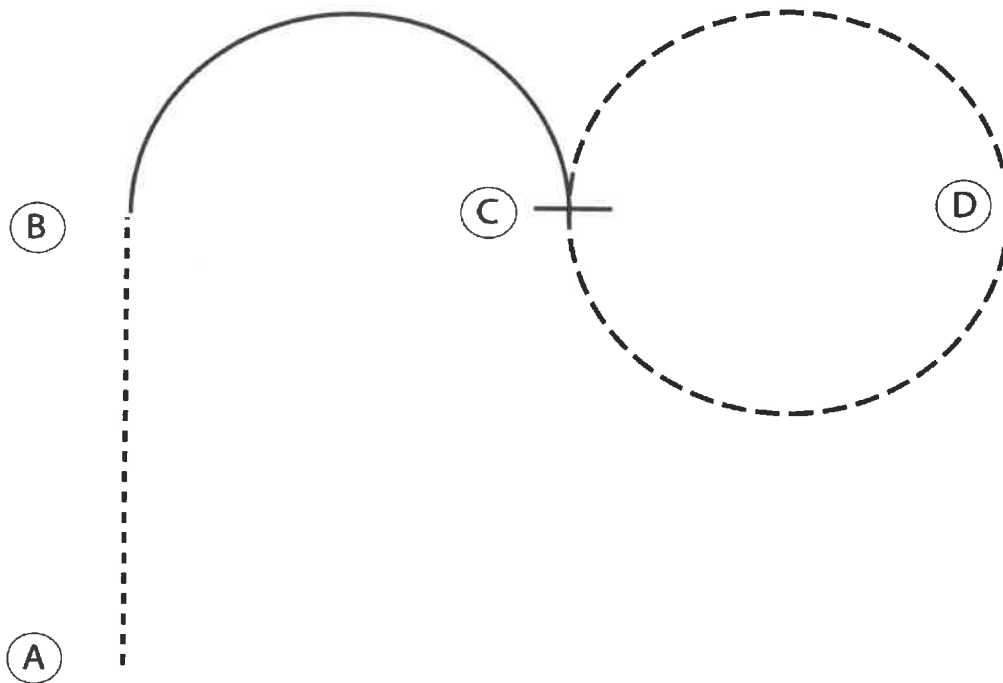
AQHA / AIQH Show Italy

AQHA Hunt Seat Equitation (Youth Rookie & Amateur Rookie)

Show Date: 30.4.-2.5.21

www.HorseShowPatterns.com

www.HorseShowPatterns.com



Be ready at A.

1. Walk from A to B.
2. At B, canter on the right lead in a half circle to C.
3. At C, posting trot to D.
4. Sitting trot from D to C.
5. Stop at C.

Follow the instructions of your ring steward.

Walk	-----
Trot	- - - - -
Extended Trot	— — — — —
Canter	— — — — —
Leg Yield	
Lead Change	— / —
Back	← ← ← ← ←
Marker	⊙
Sidepass	← — — — —
Hand Gallop	— — — — —

[HSE/1-16]

Pattern Provided by:

Helga Hommel

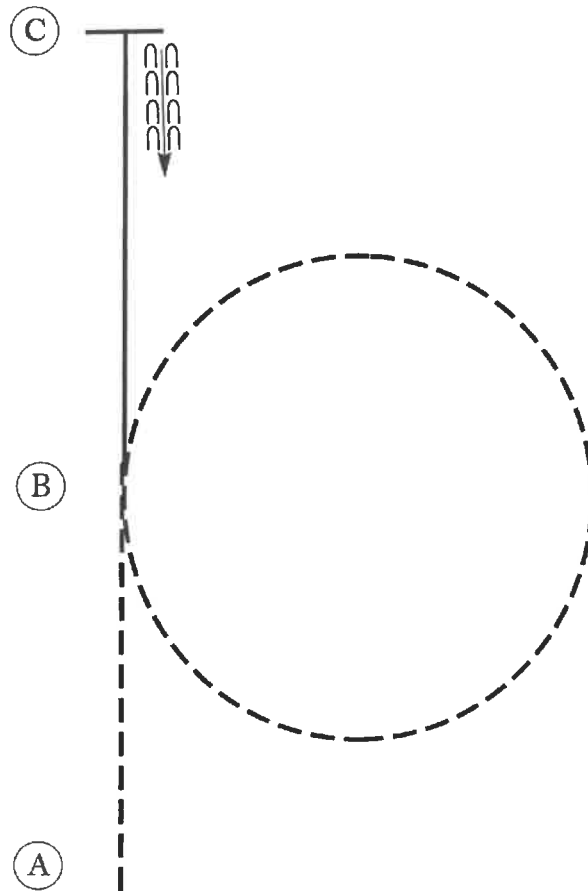
AQHA / AIQH Show Italy

AQHA Hunt Seat Equitation (Novice Youth & Novice Amateur)

Show Date: 30.4.-2.5.21

www.HorseShowPatterns.com

www.HorseShowPatterns.com



Be ready before A.

1. Sitting trot A to B.
2. At B, posting trot circle to the right on proper diagonal.
3. At B, canter on the left lead to C.
4. Stop at C and back approximately one horse length.

Walk	-----
Trot	- - - - -
Extended Trot	— — — — —
Canter	— — — — —
Leg Yield	
Lead Change	— / —
Back	←←←←←
Marker	⊙
Sidepass	← — — — — →
Hand Gallop	— — — — —

[HSE/1-2]

Pattern Provided by:

Helga Hommel

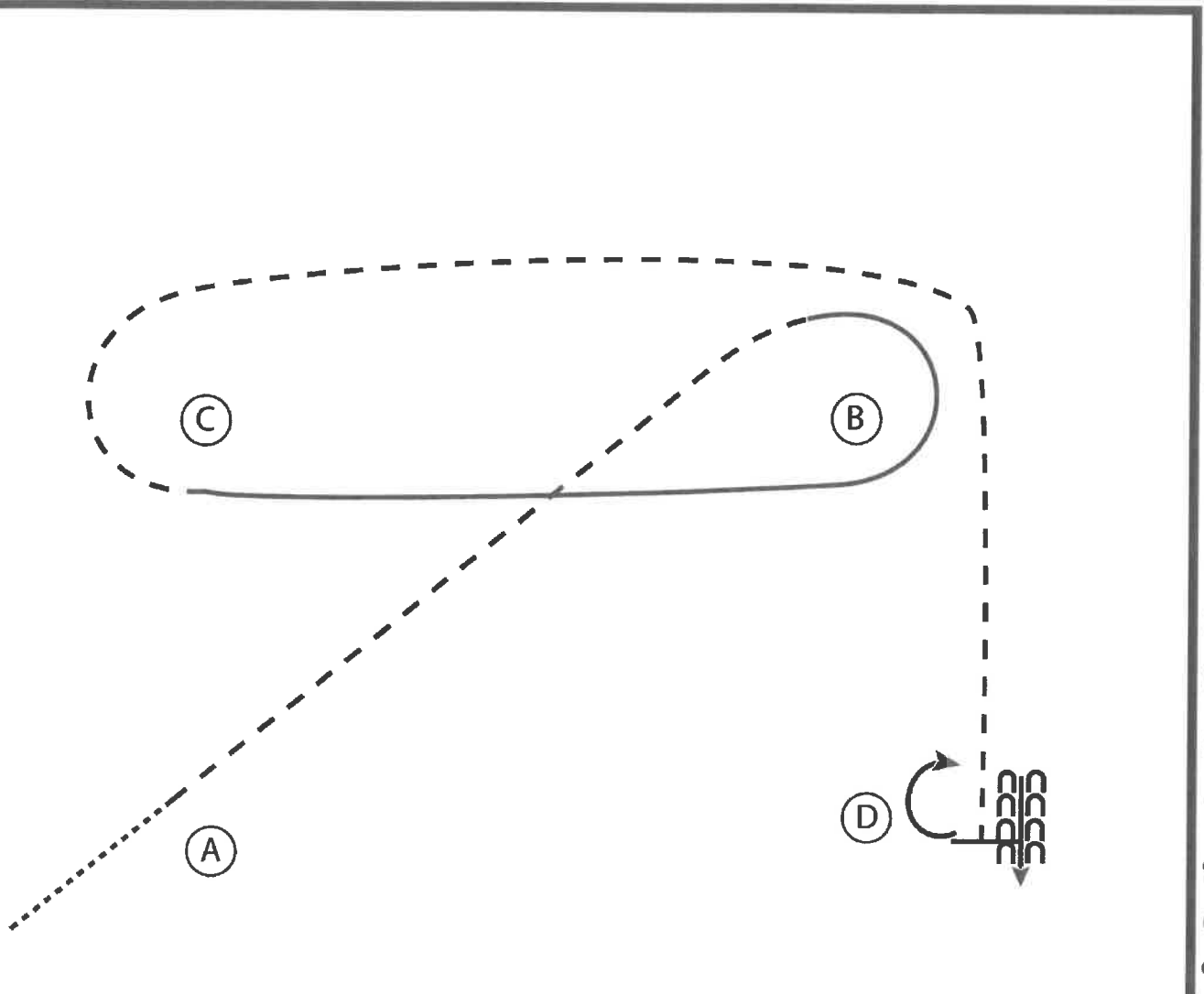
AQHA / AIQH Show Italy

AQHA Hunt Seat Equitation (Youth & Amateur)

Show Date: 30.4.-2.5.21

www.HorseShowPatterns.com

www.HorseShowPatterns.com



1. Walk to A
2. Sitting trot to B
3. At B canter on the right lead around B to C
4. At C posting trot around C and B to D
5. At D stop and perform a 180 degree turn to the right on the hindquarters
6. Back 4 steps

Walk
Trot	- - - - -
Extended Trot	— — — — —
Canter	—————
Leg Yield	
Lead Change	↘ ↙
Back	← ← ← ←
Marker	⊙ (B)
Sidepass	- - - - - < >

[HSE/2-10]

Pattern Provided by:

Helga Hommel

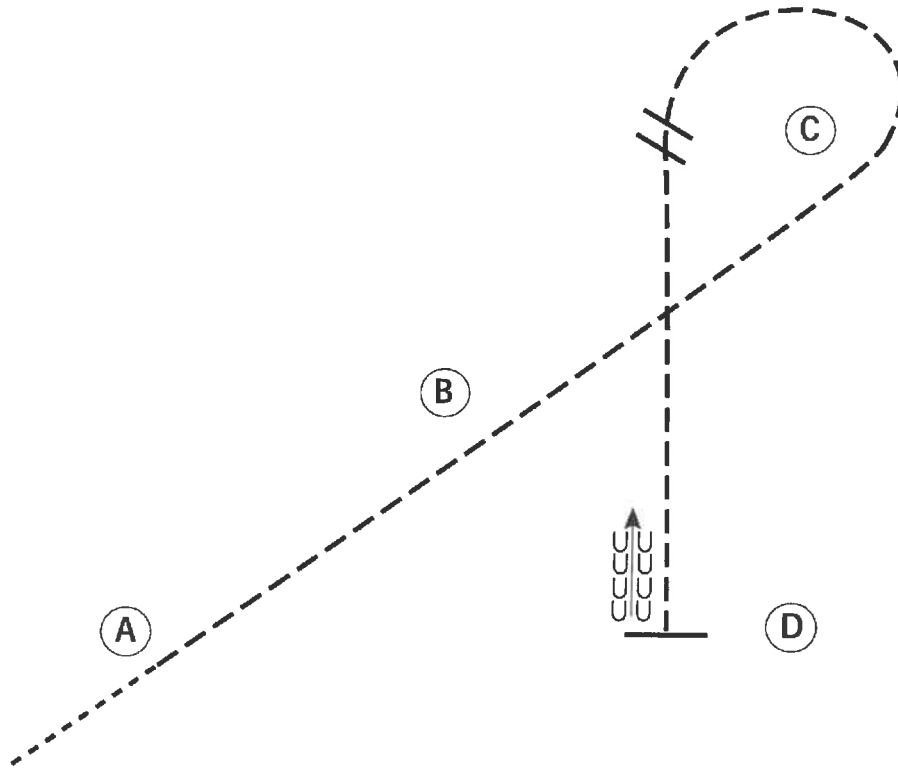
AQHA / AIQH Show Italy

AQHA Hunt Seat Equitation (Youth Walk Trot)

Show Date: 30.4.-2.5.21

www.HorseShowPatterns.com

www.HorseShowPatterns.com



Be ready before A.

1. Walk to A.
2. Sitting trot to B.
3. Posting trot on the right diagonal to and around C.
4. At C, change diagonals.
5. Posting trot on the left diagonal to D.
6. Stop at D. Back approximately one horse length.
7. Follow the instructions of your ring steward.

Walk	-----
Trot	- - - - -
Extended Trot	— — — — —
Canter	—————
Leg Yield	
Lead Change	— / —
Back	←←←←←
Marker	(B)
Sidepass	←←
Hand Gallop	———

[HSE/WT-14]

Pattern Provided by:

Helga Hommel