



# CAMPIONATO ITALIANO AIQH

1-6 SETTEMBRE 2020

Casale sul Sile TV - c/o il C.I. Del Cristallo

## PATTERNS SHOW 2





# TRAIL SHOW 2

(venerdì, sabato, domenica)

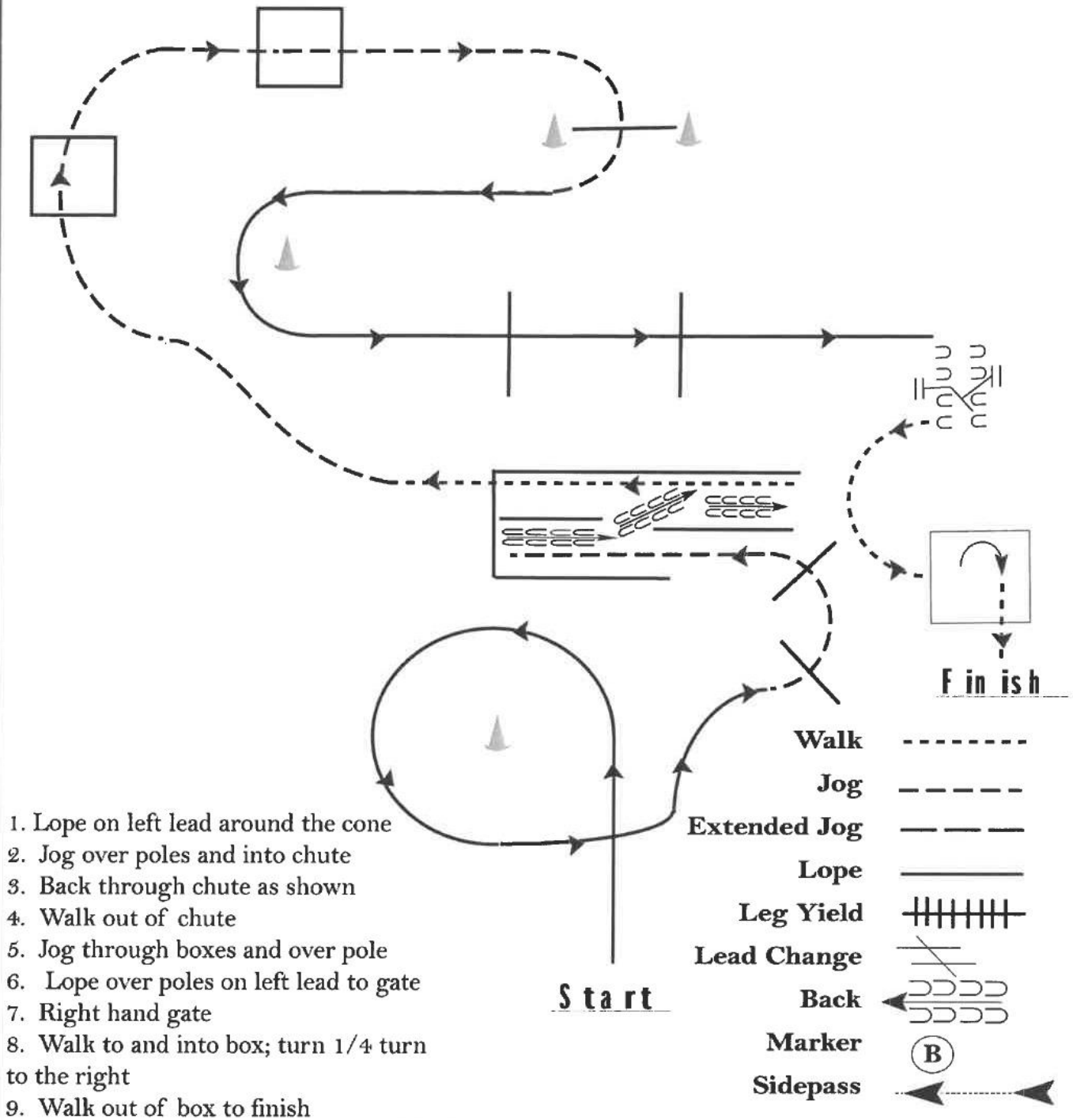


# Campionato Italiano AIQH, Show

3+4

## Trail (3y old Futurity)

Show Date: 09-4+5+6-2020



[T/1-10]

Pattern Provided by:

Show Office and Judges

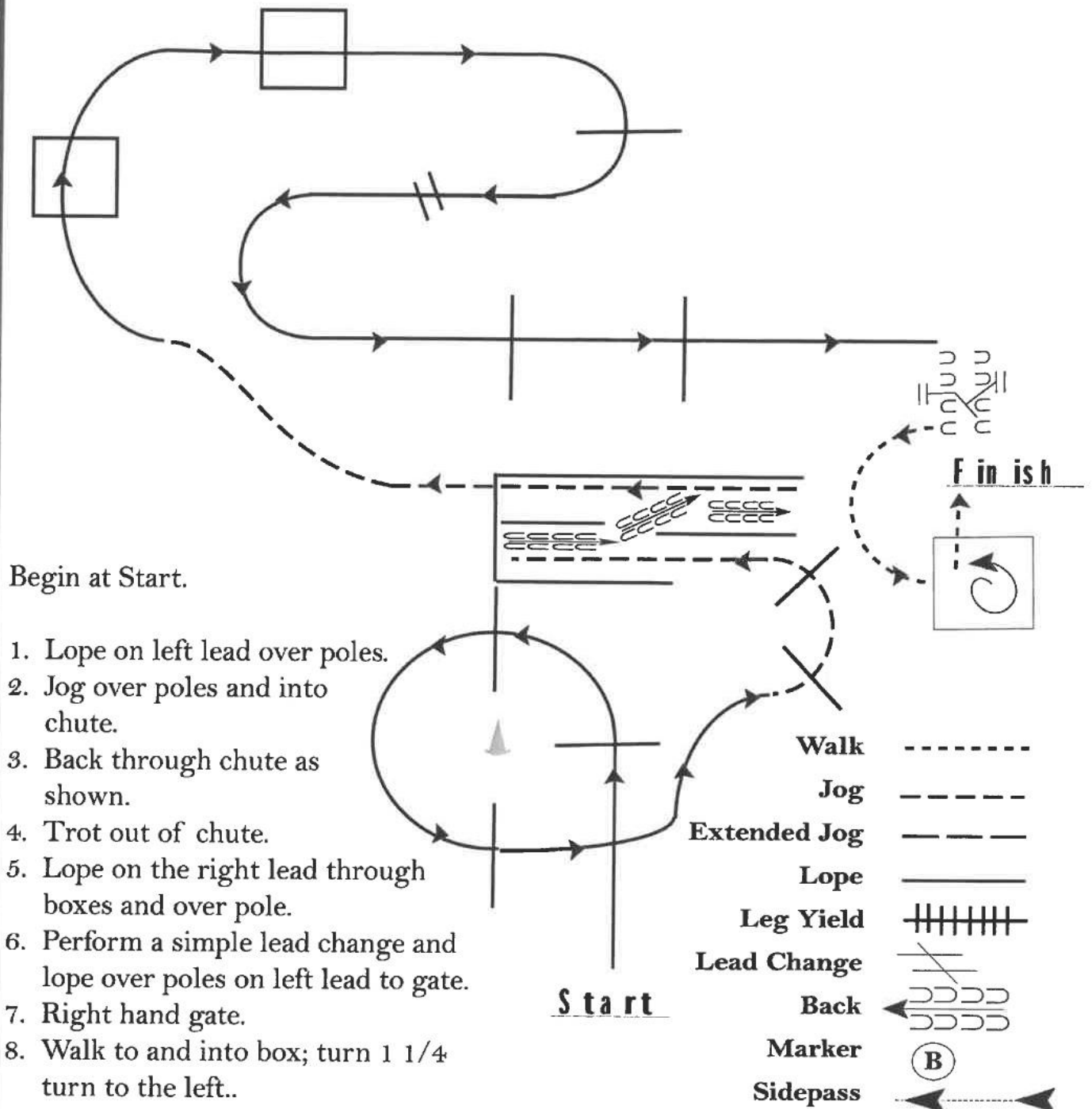


# Campionato Italiano AIQH, Show

3+4

## Trail (Junior & Senior)

Show Date: 09-4+5+6-2020



[T/2-10]

Pattern Provided by:

Show Office and Judges

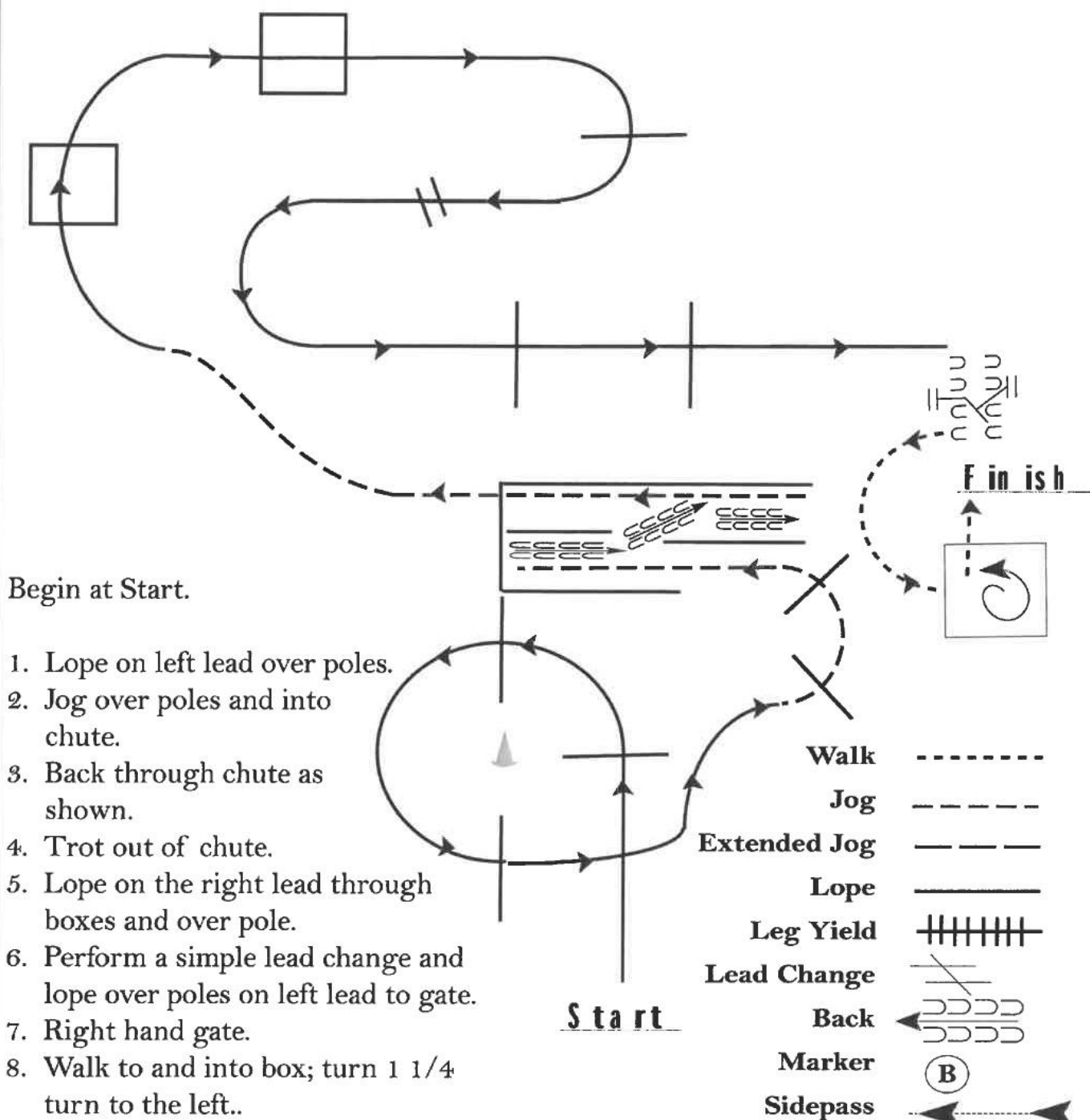


# Campionato Italiano AIQH, Show

3+4

## Trail (Amateur & Youth)

Show Date: 09-4+5+6-2020



[T/2-10]

Pattern Provided by:

Show Office and Judges

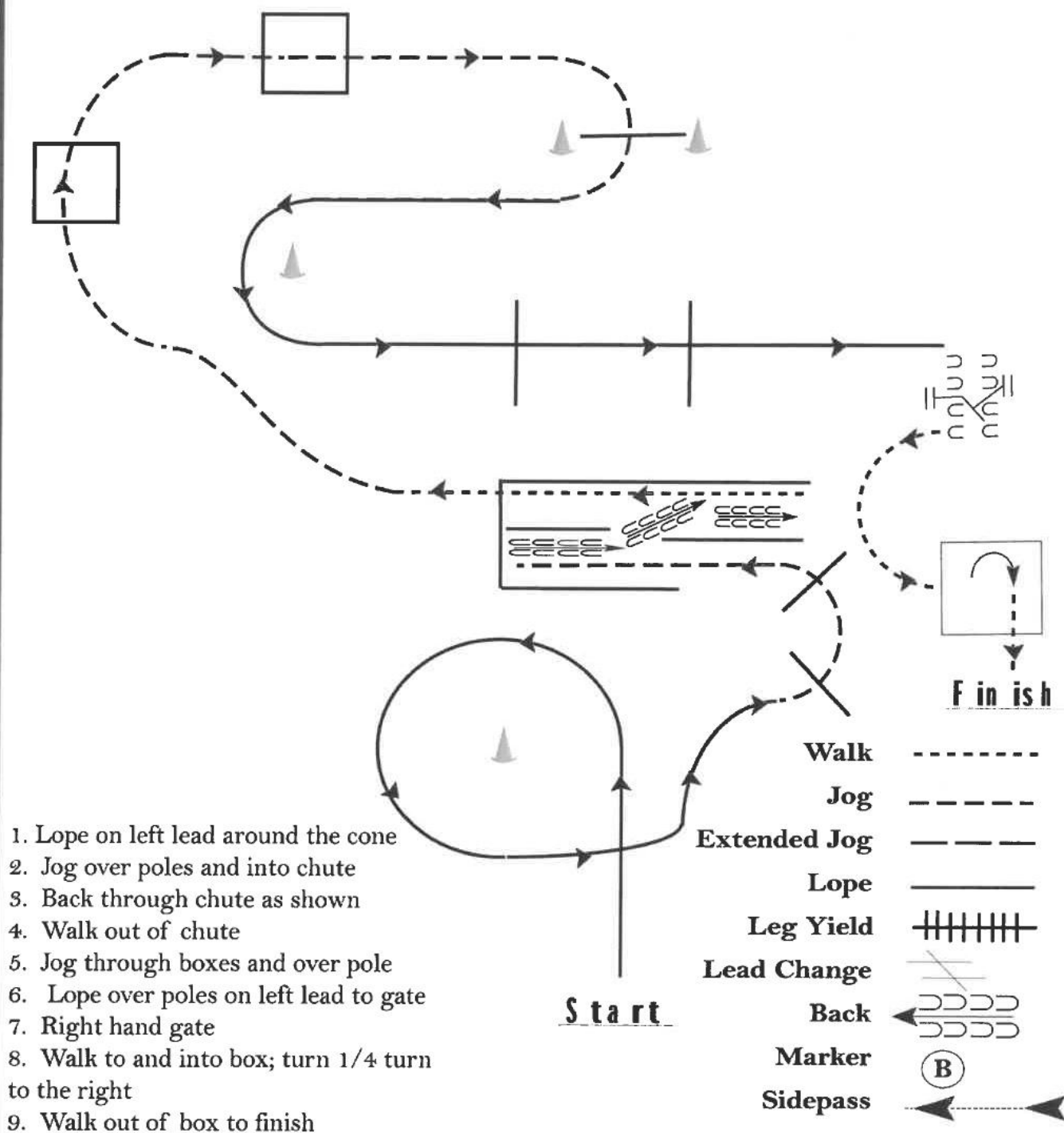


# Campionato Italiano AIQH, Show

## 3+4

### Trail (Novice and Rookie Amateur & Youth)

Show Date: 09-4+5+6-2020



[T/1-10]

**Pattern Provided by:**  
**Show Office and Judges**

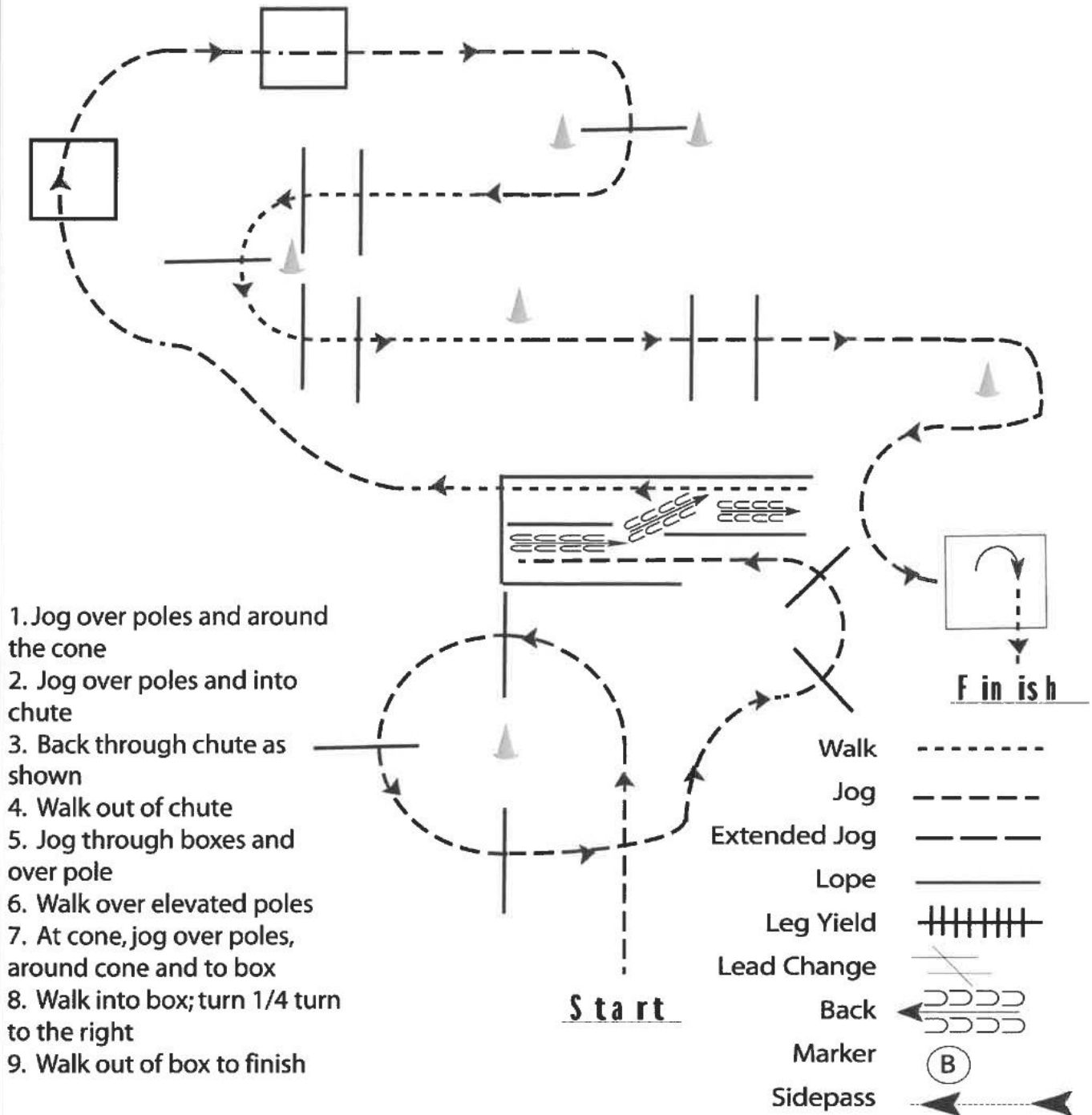


# Campionato Italiano AIQH, Show

3+4

## Trail (Walk and Trot Youth)

Show Date: 09-4+5+6-2020



[T/WT-10]

Pattern Provided by:

Show Office and Judges



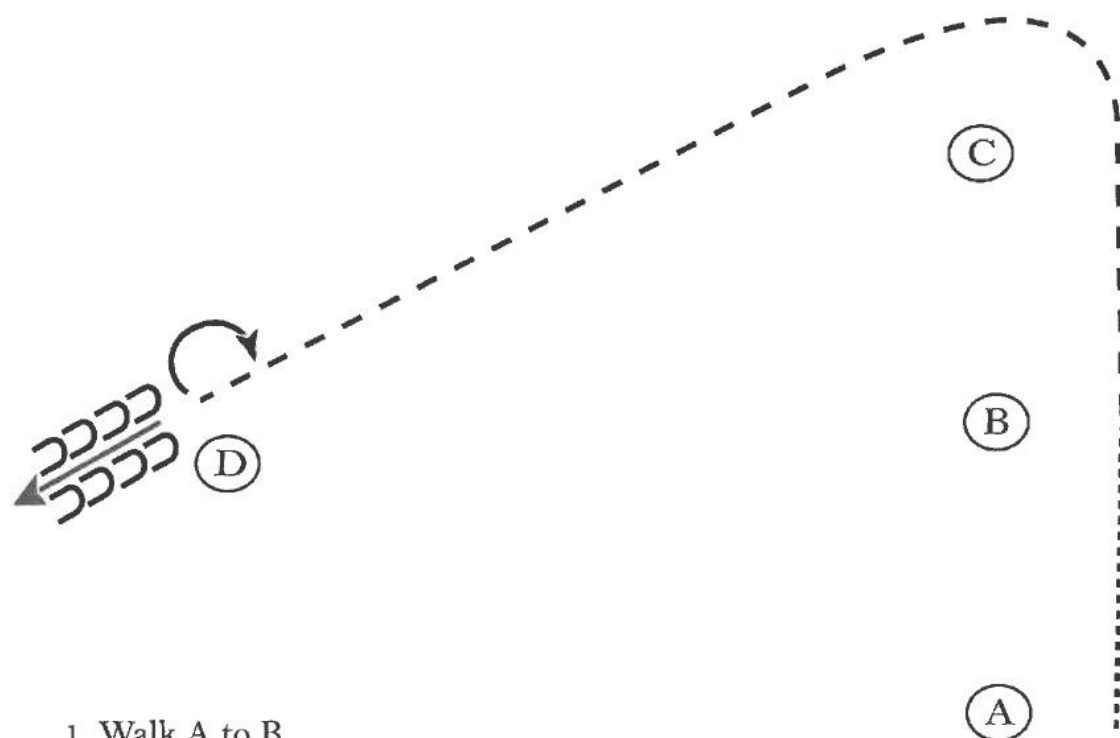


# HORSEMANSHIP SHOW 2



# Campionato Italiano AIQH, Show 3+4 Western Horsemanship (Walk and Trot Youth)

Show Date: 09-4+5+6-2020



1. Walk A to B.
2. At B jog around C to D.
3. At D perform a 180 degree turn to the right.
4. Back 4 steps.

|              |       |
|--------------|-------|
| Walk         | ..... |
| Jog          | ----- |
| Extended Jog | ----- |
| Lope         | ===== |
| Leg Yield    |       |
| Lead Change  | ↗↘    |
| Back         | ←←←←  |
| Marker       | (B)   |
| Sidepass     | →---← |

[WH/WT-10]

Pattern Provided by:  
*Show Office and Judges*



# Campionato Italiano AIQH, Show

3+4

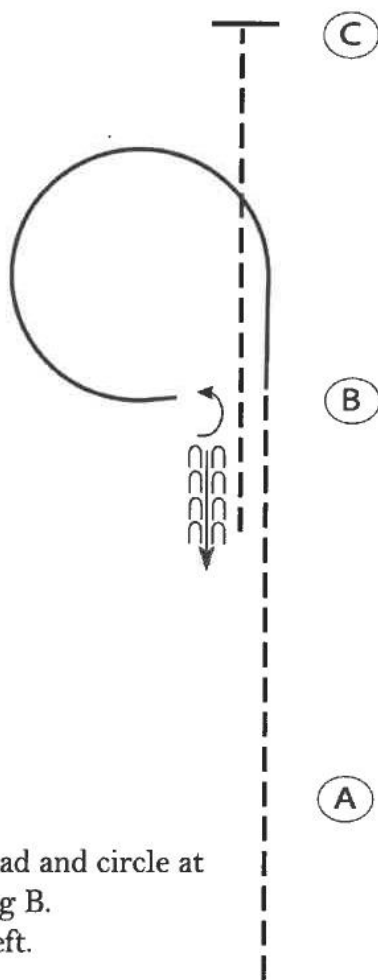
## Western Horsemanship (Novice and Rookie Amateur & Youth)

Show Date: 09-4+5+6-2020

Begin before A at a jog.

1. Jog from A to B.
2. At B, lope on the left lead and circle at B as shown. Stop facing B.
3. Turn 1/4 turn to the left.
4. Back one horse length.
5. Jog to C. Stop at C.

Follow the instructions of your ring steward.



|              |           |
|--------------|-----------|
| Walk         | -----     |
| Jog          | - - - - - |
| Extended Jog | - - - - - |
| Lope         | _____     |
| Leg Yield    |           |
| Lead Change  | ↗ ↘       |
| Back         | ← ← ← ← ← |
| Marker       | (B)       |
| Sidepass     | ← ----- → |

[WH/1-17]

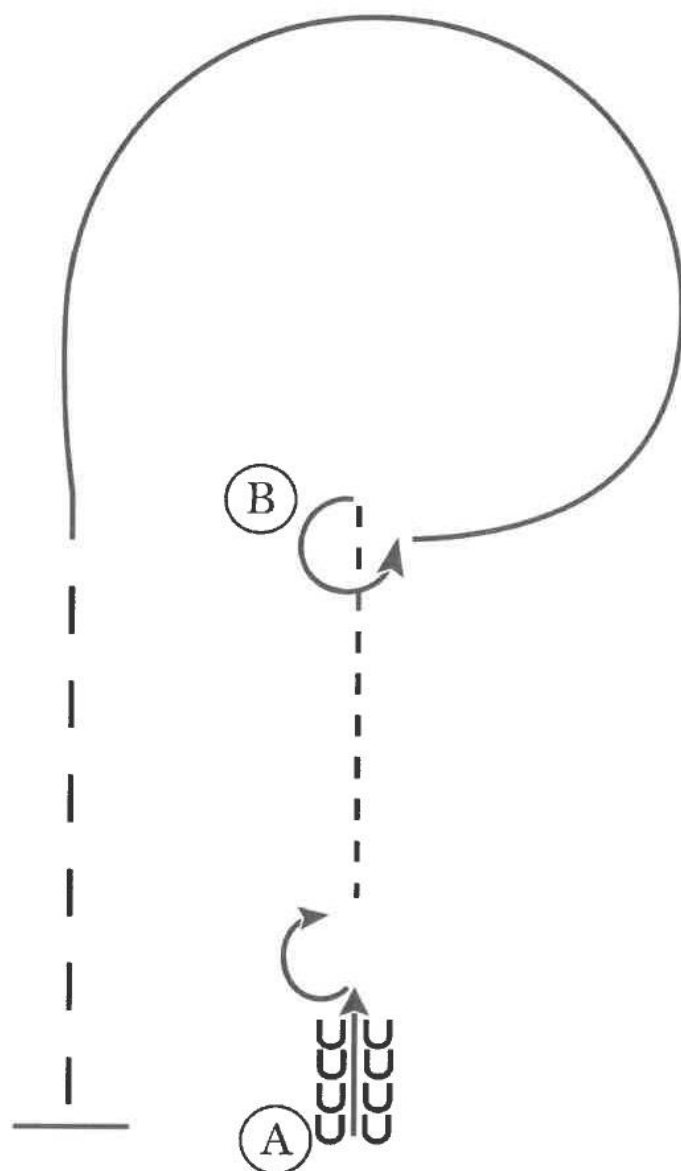
Pattern Provided by:

Show Office and Judges



# Campionato Italiano AIQH, Show 3+4 Western Horsemanship (Amateur & Youth)

Show Date: 09-4+5+6-2020



1. Back 4 steps at A.
2. Perform a 180 degree turn to the right.
3. Jog to B.
4. At B perform a 270 degree turn to the left .
5. Lope a circle around B on the left lead.
6. At B extend the jog to A.
7. At A stop.

|              |       |
|--------------|-------|
| Walk         | ..... |
| Jog          | ----- |
| Extended Jog | ----- |
| Lope         | ===== |
| Leg Yield    |       |
| Lead Change  |       |
| Back         |       |
| Marker       | (B)   |
| Sidepass     |       |

[WH/2-8]

**Pattern Provided by:**  
**Show Office and Judges**





# SHOWMANSHIP SHOW 2

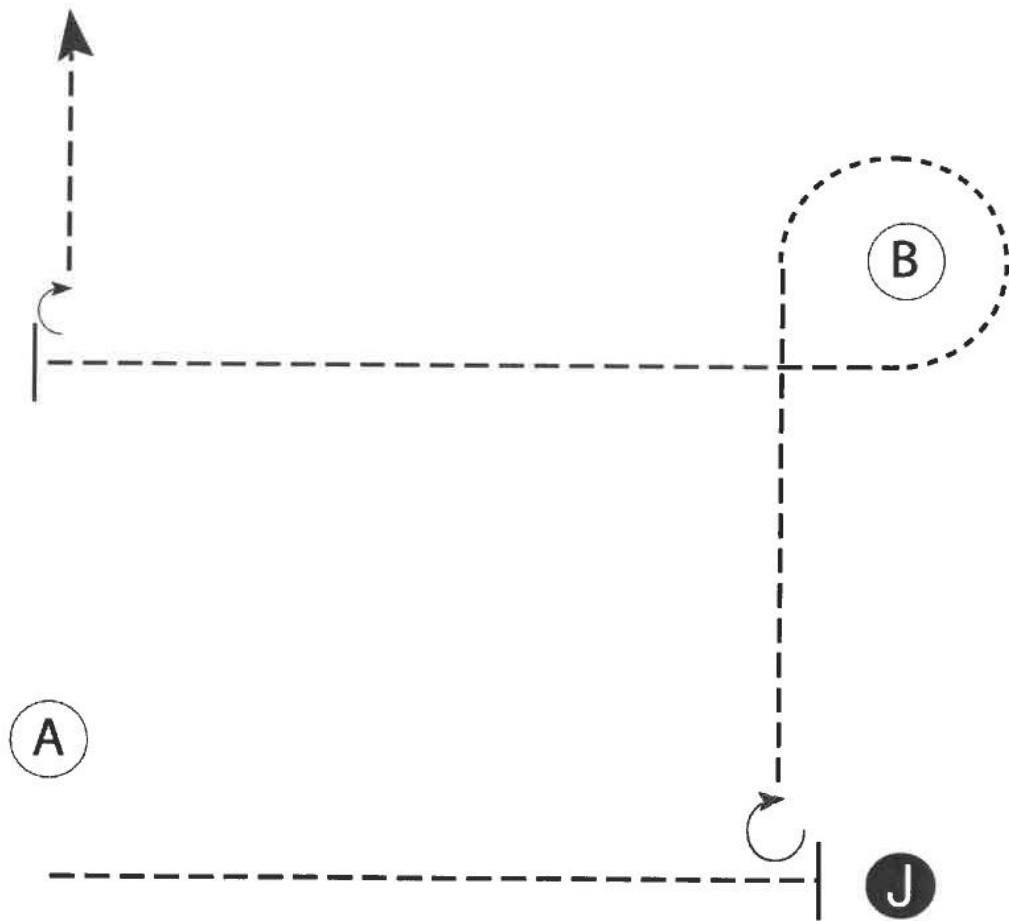


# Campionato Italiano AIQH, Show

## 3 + 4

### Showmanship Rookie Youth, Rookie Amateur

Show Date: 09-4+5+6-2020



Be ready at A.

1. When acknowledged, trot to Judge.
2. Stop and set up for inspection.
3. When dismissed, perform a 3/4 turn and trot to B.
4. Break to a walk and walk around B.
5. Trot until even with A.
6. Stop and perform a 1/4 turn and trot to exit.

**Walk** -----  
**Trot** -----  
**Back** ←-----  
**Marker** (B)  
**Judge** (J)

**Pattern Provided by:**  
**Show Office and Judges**

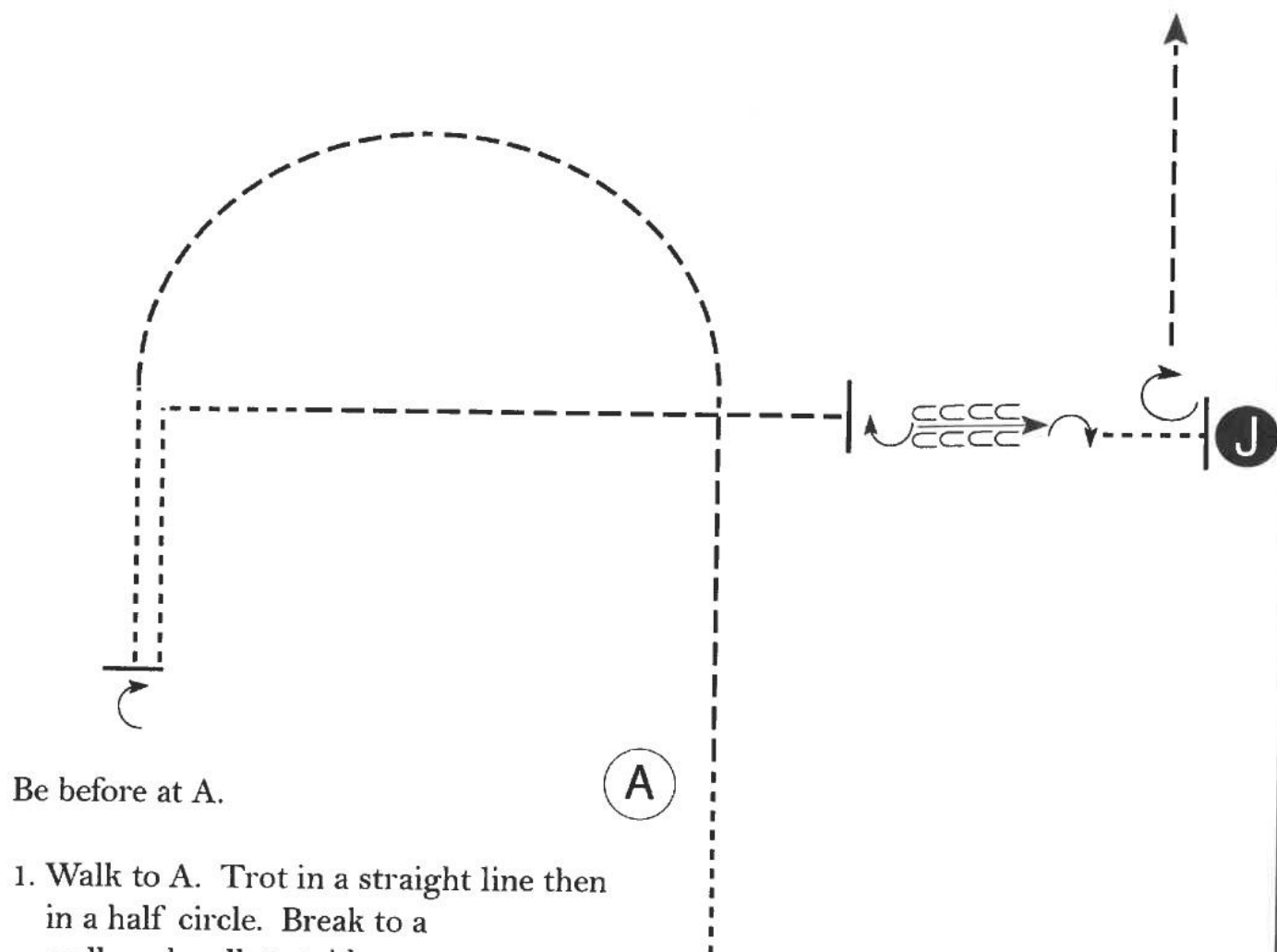


# Campionato Italiano AIQH, Show

## 3 + 4

### Showmanship Novice Youth, Novice Amateur

Show Date: 09-4+5+6-2020



Be before at A.

1. Walk to A. Trot in a straight line then in a half circle. Break to a walk and walk 3 strides.
2. Stop and perform a 1/2 turn.
3. Walk a square corner then trot across center line.
4. Stop, perform a 180 degree turn then back a horse length as shown.
5. Perform a 1/2 turn then walk to Judge.
6. Stop and set up for inspection. When dismissed, perform a 3/4 turn and trot straight away.

Walk -----  
 Trot -----  
 Back ←-----  
 Marker (B)  
 Judge (J)

[S/1-113]

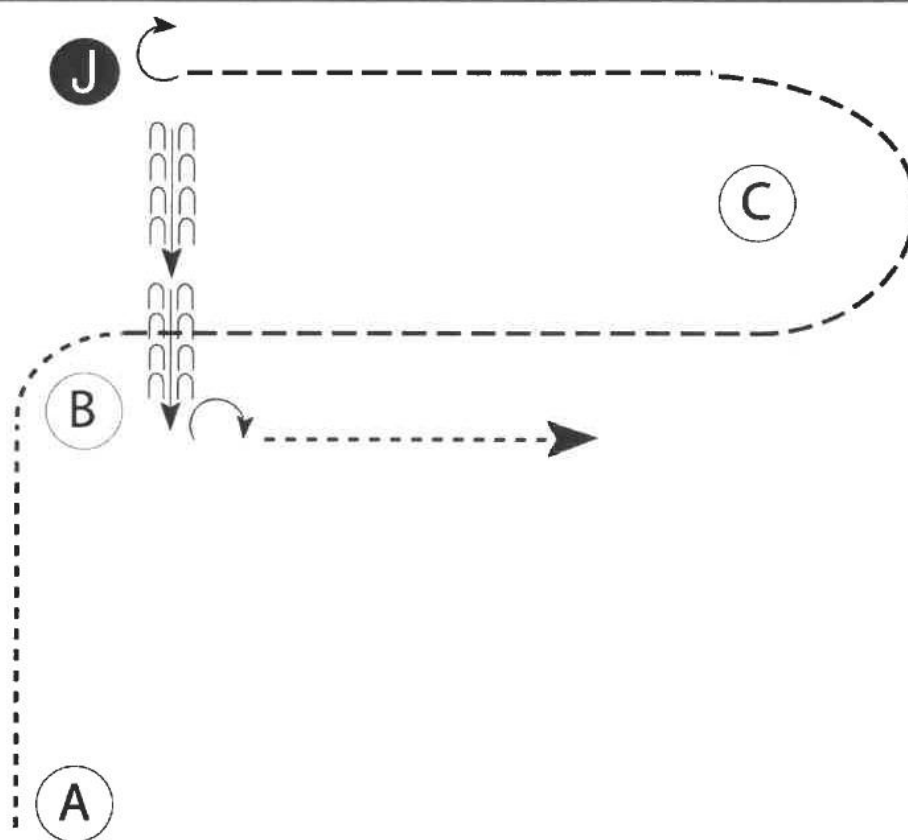
Pattern Provided by:  
 Show Office and Judges



# Campionato Italiano AIQH, Show 3 + 4

## Showmanship Youth

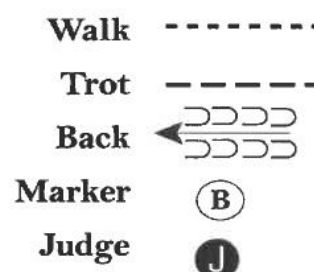
Show Date: 09-4+5+6-2020



Be ready at A.

1. Walk to and around B.
2. Trot from B, around C and to judge.
3. Stop and set up for inspection.
4. When dismissed, perform a 1/4 turn.
5. Back to B.
6. Turn 1/4 turn and walk to exit.

Follow the instructions of your ring steward.



[S/2-36]

**Pattern Provided by:**  
*Show Office and Judges*

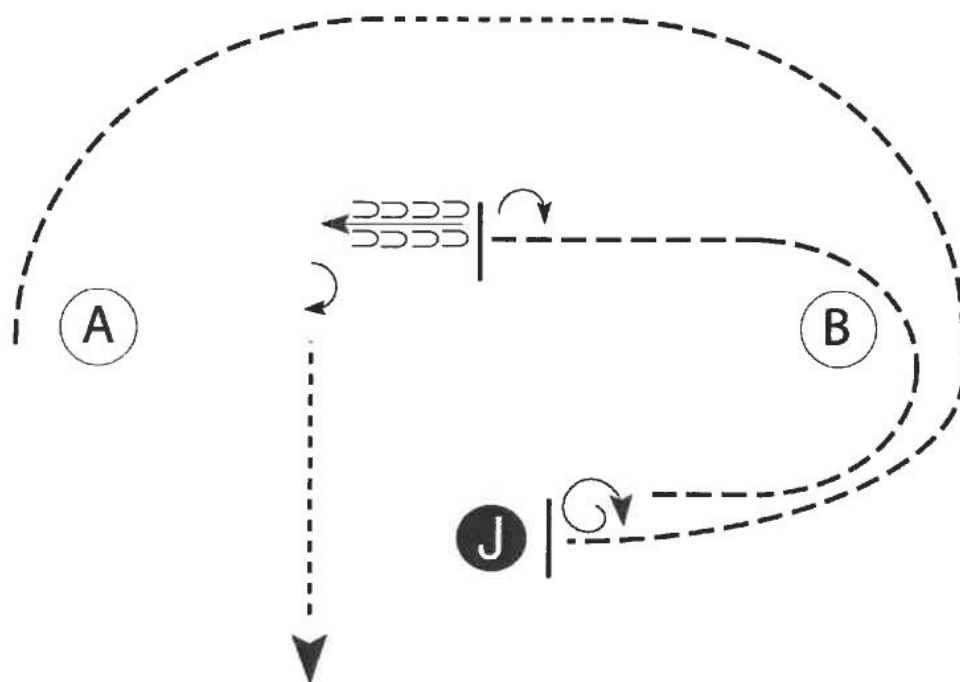


# Campionato Italiano AIQH, Show

3 + 4

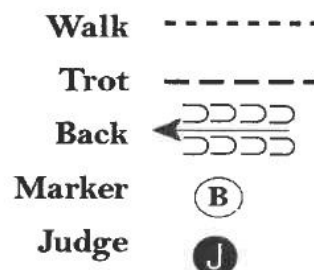
## Showmanship Amateur

Show Date: 09-4+5+6-2020



Be ready at A.

1. Trot an arc to the right.
2. At the top of the arc, walk two strides.
3. Trot in a half circle and straight to Judge.
4. Stop and set up for inspection.
5. When dismissed, perform a 1 1/2 turn.
6. Trot around B as shown. When even with Judge, stop and perform a 1/2 turn.
7. Back approximately one horse length.
8. Turn 1/4 turn and walk straight away to exit.



Follow the instructions of your ring steward.

[S/3-46]

Pattern Provided by:

Show Office and Judges





# HUNT SEAT EQUITATION SHOW 2

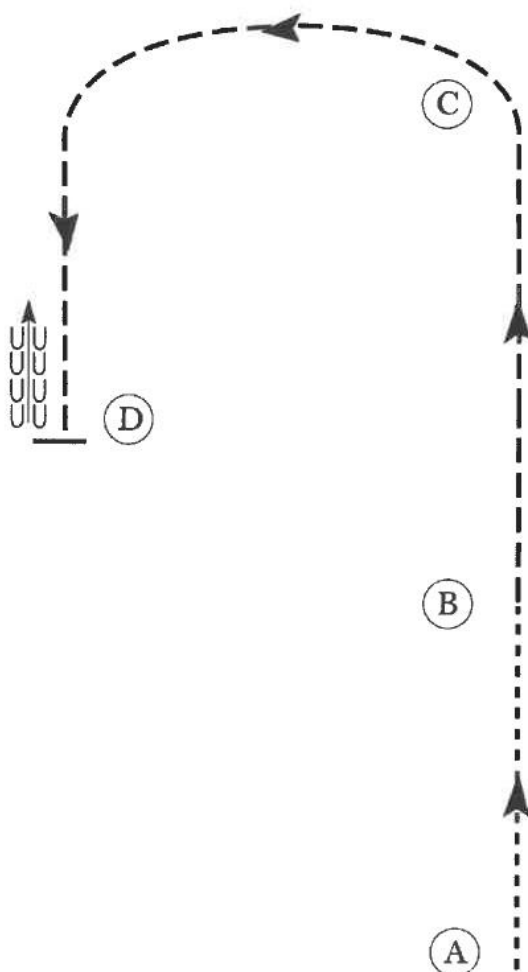


# Campionato Italiano AIQH, Show

## 3+4

### Hunt Seat Equitation (Walk and Trot Youth)

Show Date: 09-4+5+6-2020



Be ready at A.

1. Walk from A to B.
2. Posting trot on the right diagonal from B to C.
3. At C, change diagonals and trot to D.
4. Stop and back approximately one horse length at D.

Exit at a sitting trot.

|               |             |
|---------------|-------------|
| Walk          | -----       |
| Trot          | - - - - -   |
| Extended Trot | — — — — —   |
| Canter        | — — — — —   |
| Leg Yield     |             |
| Lead Change   | — / —       |
| Back          | ← ← ← ← ←   |
| Marker        | (B)         |
| Sidepass      | ← — — — — → |
| Hand Gallop   | — — — — —   |

[HSE/WT-22]

Pattern Provided by:  
*Show Office and Judges*

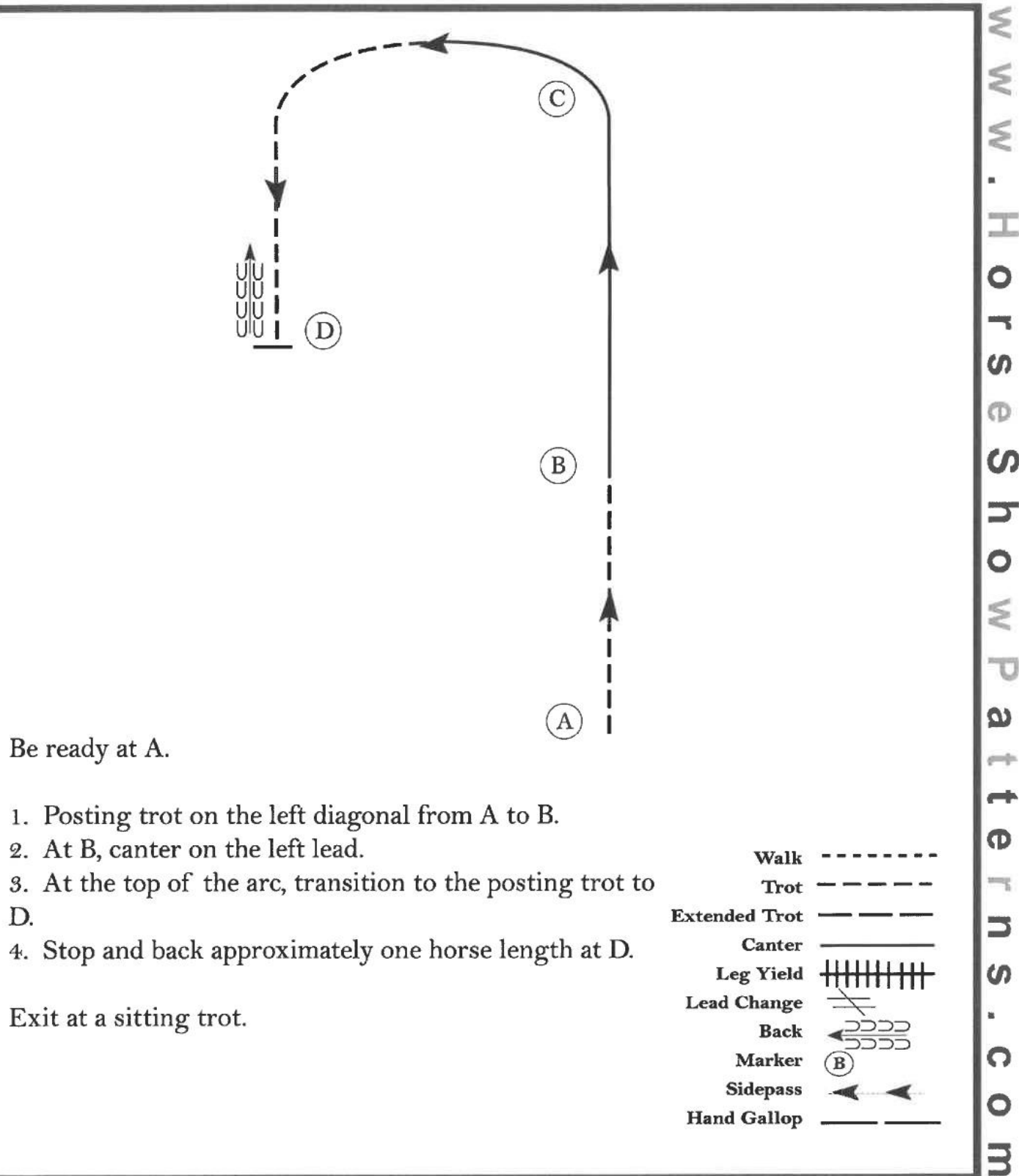


# Campionato Italiano AIQH, Show

3+4

## Hunt Seat Equitation (Novice and Rookie Amateur & Youth)

Show Date: 09-4+5+6-2020



[HSE/1-22]

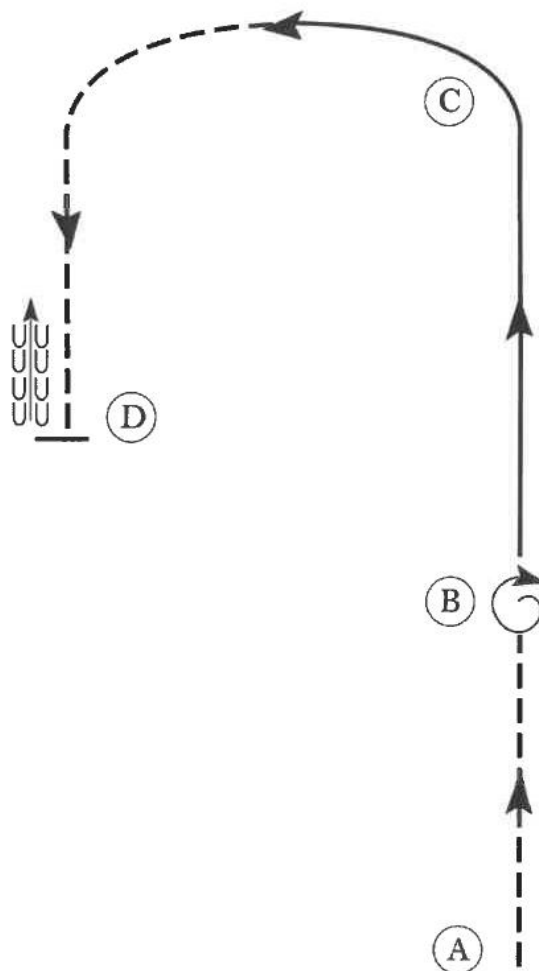
Pattern Provided by:

*Show Office and Judges*



# Campionato Italiano AIQH, Show 3+4 Hunt Seat Equitation (Amateur & Youth)

Show Date: 09-4+5+6-2020



Be ready at A.

1. Posting trot on the left diagonal from A to B.
2. Stop at B and turn on the forehand 360 degrees to the right.
3. At B, canter on the right lead.
4. At the top of the arc, transition to the posting trot to D.
5. Stop and back approximately one horse length at D.

Exit at a sitting trot.

|               |           |
|---------------|-----------|
| Walk          | -----     |
| Trot          | - - - - - |
| Extended Trot | =====     |
| Canter        | =====     |
| Leg Yield     |           |
| Lead Change   | ↗ ↘       |
| Back          | ← ← ← ←   |
| Marker        | (B)       |
| Sidepass      | ← ← ← ←   |
| Hand Gallop   | =====     |

[HSE/2-22]

Pattern Provided by:  
*Show Office and Judges*





# RANCH RIDING SHOW 2

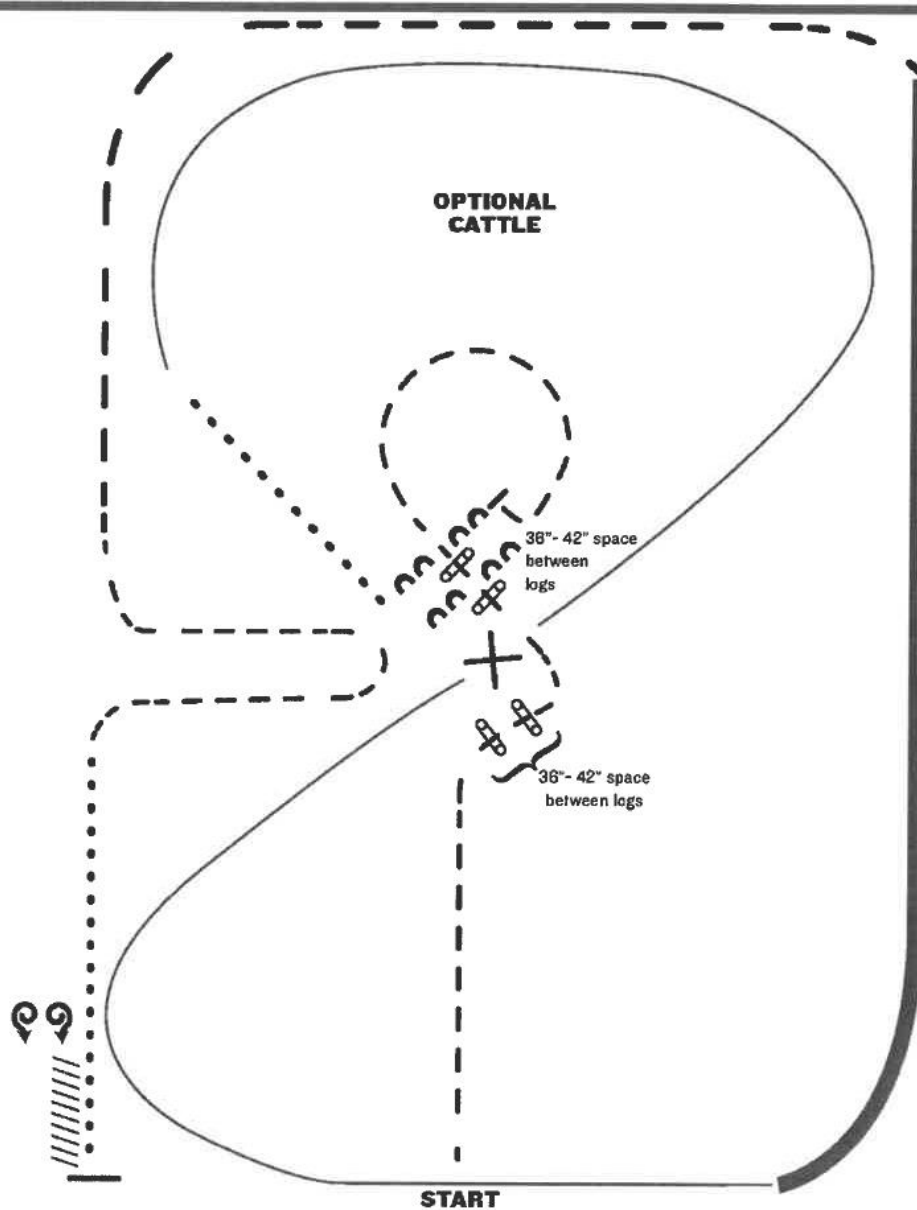


# Campionato Italiano AIQH, Show

3 + 4

## Ranch Riding Futurity

Show Date: 09-4+5+6-2020



1. Trot
2. Trot two sets of logs
3. Trot circle, stop and side pass log left
4. Walk
5. Lope right lead
6. Change leads (simple or flying)
7. Lope left lead
8. Extended lope (left lead)
9. Extended trot
10. Trot
11. Walk
12. Stop and back
13. 360 degree turn each direction (either direction 1st) (L-R or R-L)

Note: The drawn description of this pattern is only intended for the general depiction of the pattern. Exhibitors should utilize the arena space to best exhibit their horses.

[RR/AQHA-9]

Pattern Provided by:

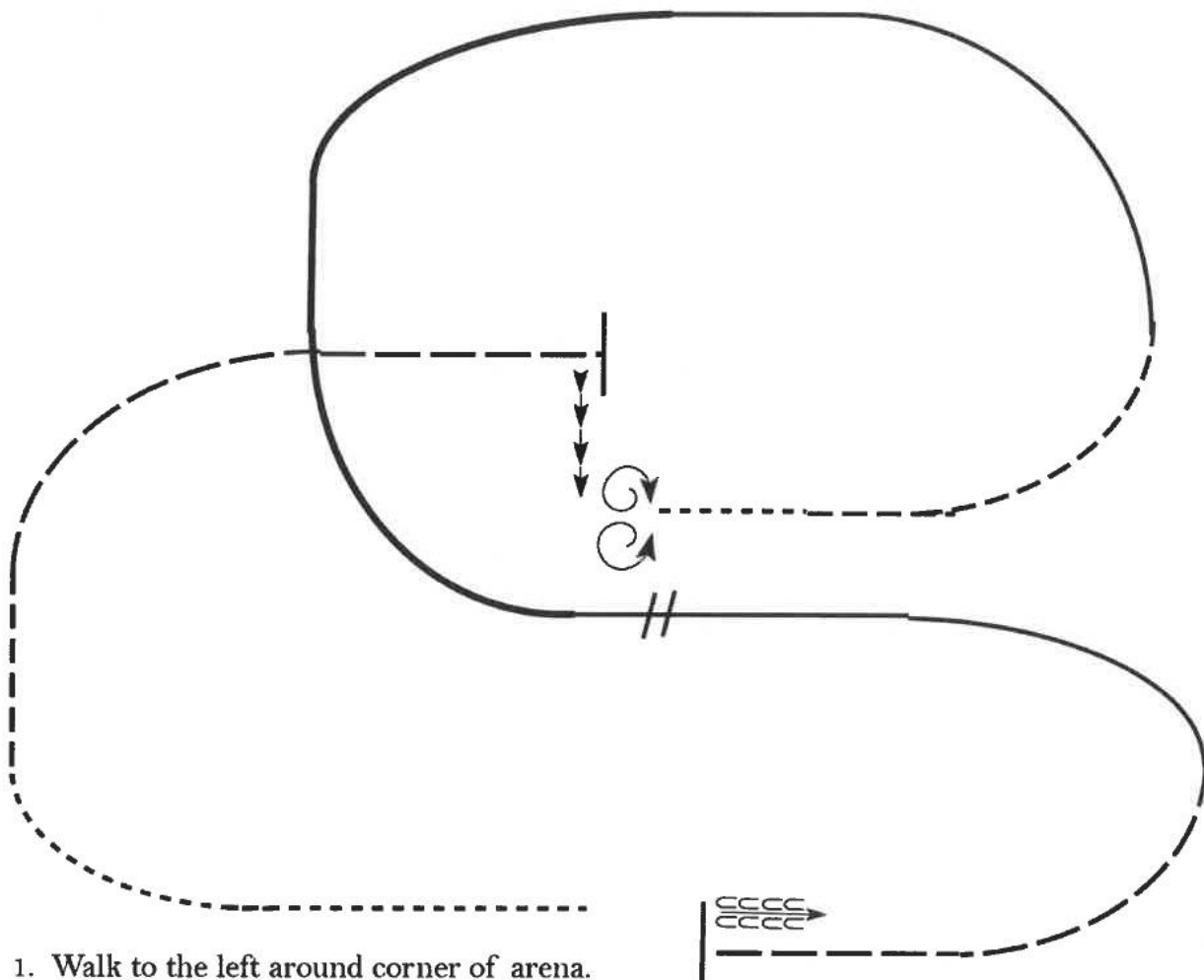
Show Office and Judges



# Campionato Italiano AIQH, Show 3 + 4

## Ranch Riding Open Level 1

Show Date: 09-4+5+6-2020



1. Walk to the left around corner of arena.
2. Trot
3. Extend alongside of the arena and around the corner to center.
4. Stop, side pass right
5. 360 degree turn each direction (either way 1st)
6. Walk.
7. Trot.
8. Lope left lead
9. Extend the lope
10. Change leads (simple or flying)
11. Collect to the lope
12. Extend trot
13. Stop and back

|              |           |
|--------------|-----------|
| Walk         | -----     |
| Jog          | - - - - - |
| Extended Jog | — — — —   |
| Lope         |           |
| Lead Change  |           |
| Back         |           |
| Marker       | (B)       |

[RR/3]

**Pattern Provided by:**  
*Show Office and Judges*



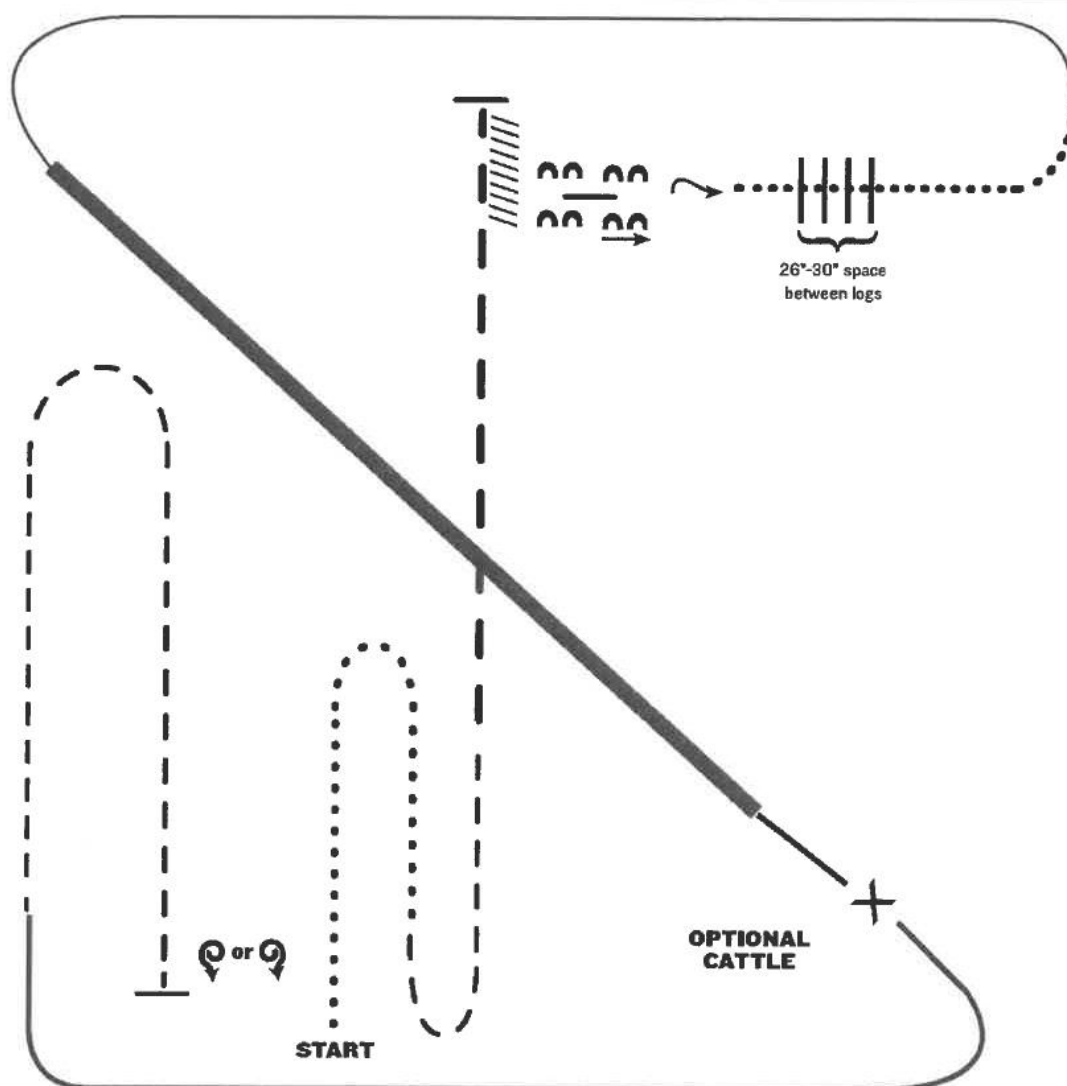
# AIQH Italian Championship

Ranch Riding

SENIOR

3+4

Show Date: Sept. 5/6, 2020



1. Walk
2. Trot
3. Extended trot
4. Stop and back
5. Side pass over log right
6. 1/4 turn right, walk over logs
7. Walk
8. Lope left lead
9. Extended lope (left lead)
10. Collect lope, change leads (simple or flying)
11. Lope right lead
12. Trot
13. Stop, one 360 degree turn either direction

Note: The drawn description of this pattern is only intended for the general depiction of the pattern. Exhibitors should utilize the arena space to best exhibit their horses.

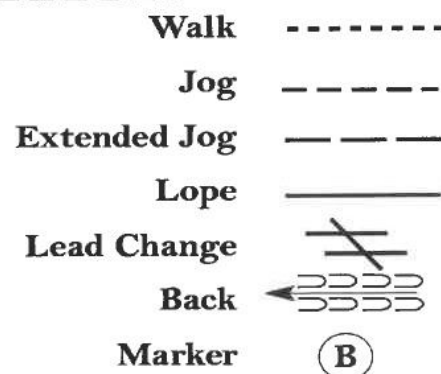
[RR/AQHA-7]

Pattern Provided by:

*The Judges*



Show Date: 09-4+5+6-2020



©2020 HorseShowPatterns.com. All Rights Reserved.



# AIQH Italian Championship

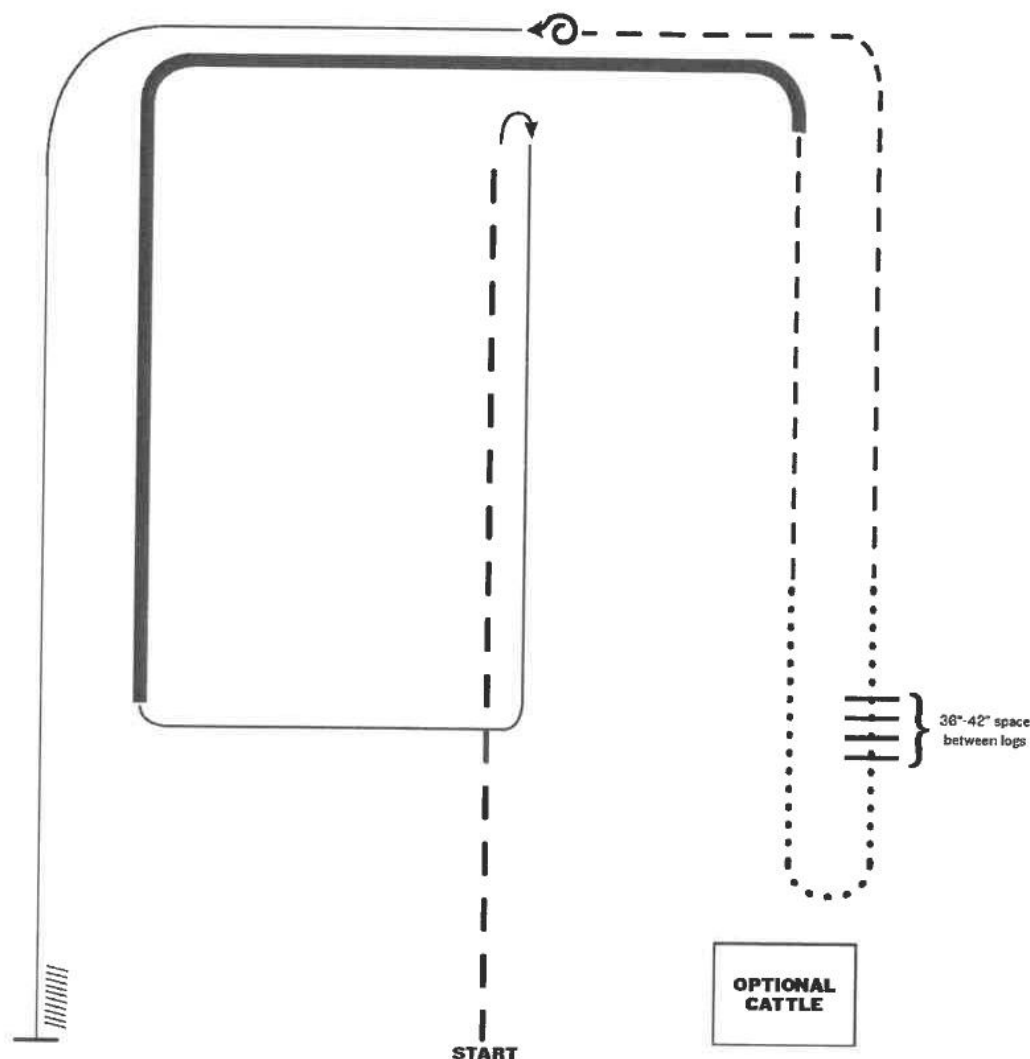
3+4

Ranch Riding

ALL

Novice)

Show Date: Sept. 5, 6, 2020



1. Extended trot
2. Stop, rollback right
3. Lope right lead
4. Extended lope (right lead)
5. Trot
6. Walk
7. Walk over logs
8. Walk
9. Trot
10. Stop, 360 left
11. Lope left lead
12. Stop and back

Note: The drawn description of this pattern is only intended for the general depiction of the pattern. Exhibitors should utilize the arena space to best exhibit their horses.

[RR/AQHA-15]

Pattern Provided by:  
*The Judges*



# Campionato Italiano AIQH, Show

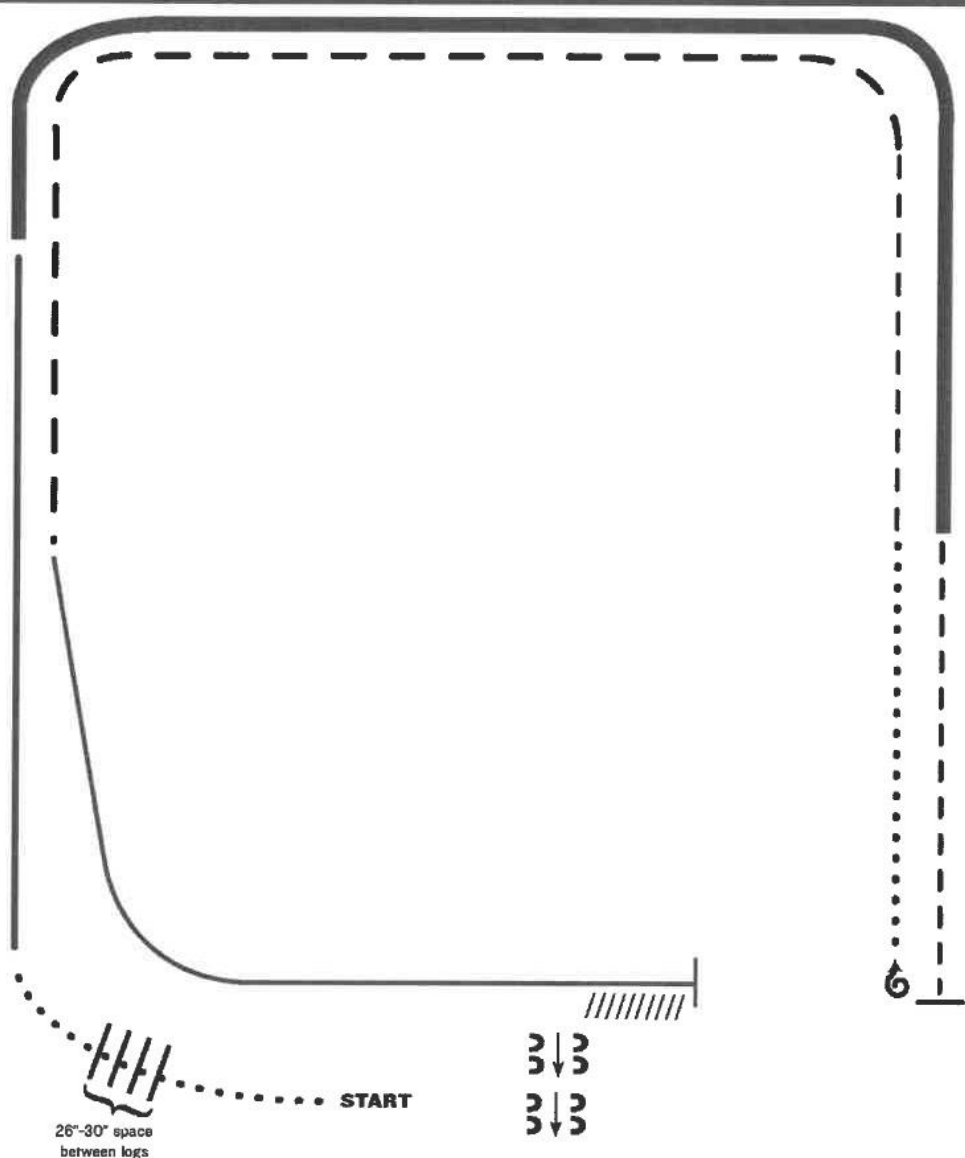
## 3 + 4

### Ranch Riding Rookie Youth, Rookie Amateur

Show Date: 09-4+5+6-2020

www.HorseShowPatterns.com

www.HorseShowPatterns.com



1. Walk
2. Walk over logs
3. Lope right lead
4. Extended lope (right lead)
5. Trot
6. Stop, 1 1/2 turns right
7. Walk
8. Trot
9. Extended trot
10. Lope left lead
11. Stop and Back
12. Side pass right

Note: The drawn description of this pattern is only intended for the general depiction of the pattern. Exhibitors should utilize the arena space to best exhibit their horses.

[RR/AQHA-6]

**Pattern Provided by:**  
**Show Office and Judges**





# REINING SHOW 2

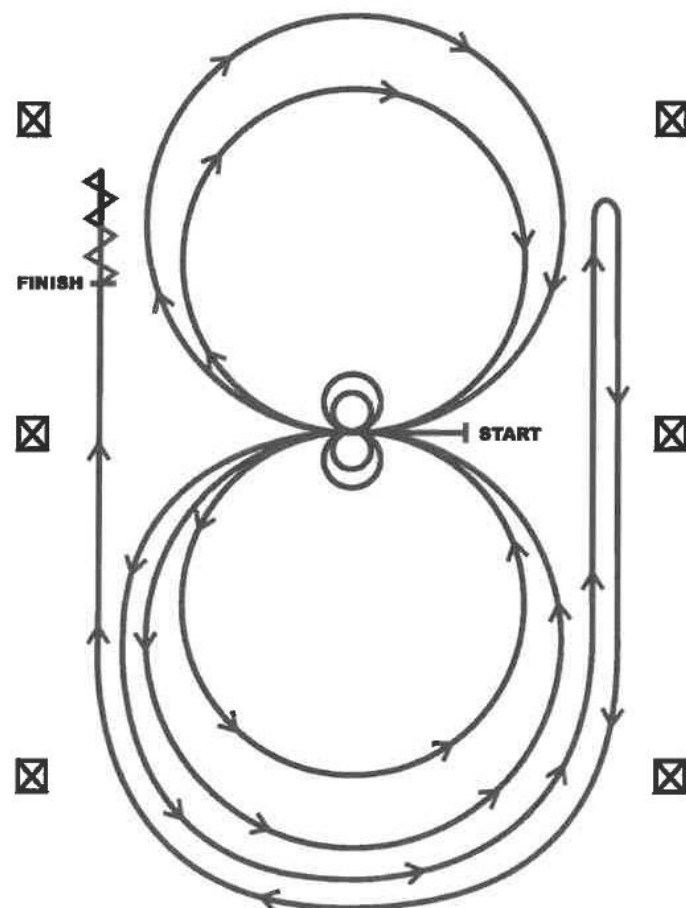


# Campionato Italiano AIQH, Show 3+4 Reining (Novice and Rookie Amateur & Youth)

Show Date: 09-4+5+6-2020

## REINING PATTERN A

Approved only for Level I Youth & Amateur, Youth I3 & Under



Horses may walk or jog to the center of the arena. Horses must walk or stop prior to starting the pattern. Beginning at the center of the arena facing the left wall or fence.

1. Beginning on the left lead, complete two circles to the left. Stop at the center of the arena. Hesitate.
2. Complete two spins to the left. Hesitate.
3. Beginning on the right lead complete two circles to the right. Stop at the center of the arena. Hesitate.
4. Complete two spins to the right. Hesitate.
5. Beginning on the left lead, go around the end of the arena, run down the right side of the arena past center marker, stop and roll back right.
6. Continue around the end of the arena to run down the left side of the arena past the center marker. Stop. Back up. Hesitate to demonstrate completion of the pattern. See the Judges' Guide for a summary of other allowances made in the Handbook.

[R/AQHAP-A]

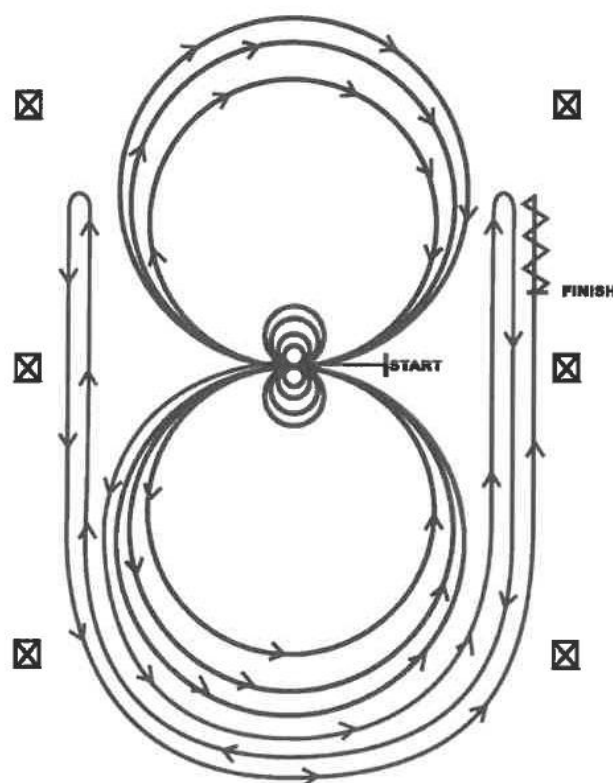
**Pattern Provided by:**  
*Show Office and Judges*



# Campionato Italiano AIQH, Show 3+4 Reining (Amateur & Youth)

Show Date: 09-4+5+6-2020

## REINING PATTERN 13



- Horses must walk or stop prior to starting pattern. Beginning at the center of the arena facing the left wall or fence. 1. Beginning on the left lead, complete two circles to the left: the first circle large and fast; the second circle small and slow. Stop at the center of the arena.
2. Complete four spins to the left. Hesitate.
3. Beginning on the right lead, complete two circles to the right: the first being large and fast; the second circle small and slow. Stop at the center of the arena.
4. Complete four spins to the right. Hesitate.
5. Beginning on the left lead, run a large fast circle to the left, change leads at the center of the arena, run a large fast circle to the right, and change leads at the center of the arena.
6. Continue around previous circle to the left but do not close this circle. Run up the right side of the arena past the center marker and do a right rollback at least 20 feet (6 meters) from the wall or fence-no hesitation.
7. Continue around previous circle but do not close this circle. Run up the left side of the arena past the center marker and do a left rollback at least 20 feet (6 meters) from the wall or fence-no hesitation.
8. Continue back around previous circle but do not close this circle. Run up the right side of the arena past the center marker and do a sliding stop at least 20 feet (6 meters) from the wall or fence. Back up at least 10 feet (3 meters). Hesitate to demonstrate completion of pattern.

[R/AQHAP-13]

**Pattern Provided by:**  
**Show Office and Judges**

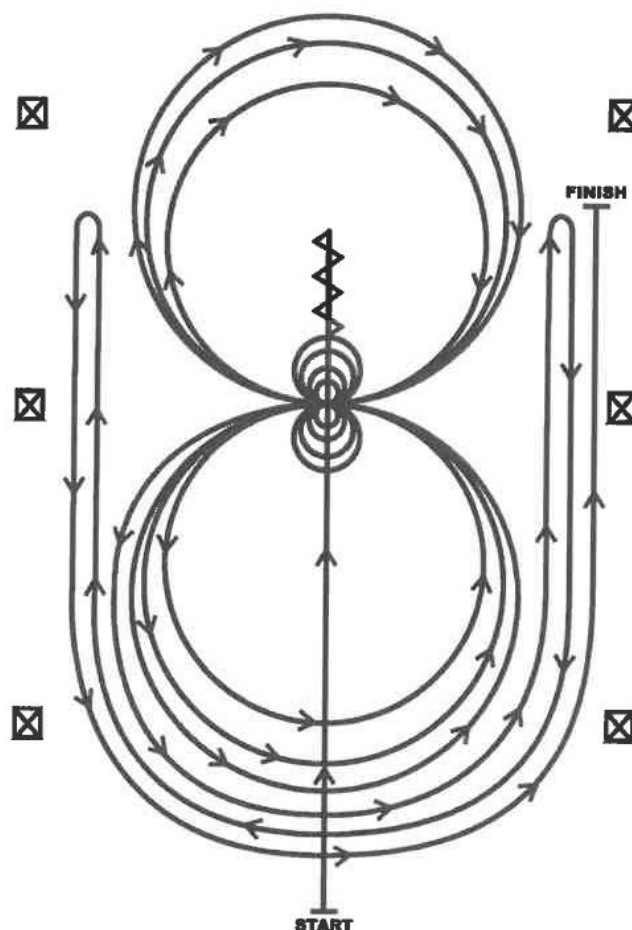


# Campionato Italiano AIQH, Show 3+4

## Reining (Junior & Senior)

Show Date: 09-4+5+6-2020

### REINING PATTERN 12



1. Run past the center marker and do a sliding stop. Back up to the center of the arena or at least 10 feet (3 meters). Hesitate.
2. Complete four spins to the right. Hesitate.
3. Complete four and one-quarter spins to the left so that the horse is facing the left wall or fence. Hesitate.
4. Beginning on the left lead, complete three circles to the left: the first two circles large and fast; the third circle small and slow. Change leads at the center of the arena.
5. Complete three circles to the right: the first two circles large and fast; the third circle small and slow. Change leads at the center for the arena.
6. Begin a large circle to the left but do not close this circle. Run up the right side of the arena past the center marker and do a right rollback at least 20 feet (6 meters) from the wall or fence-no hesitation.
7. Continue back around previous circle but do not close this circle. Run up the left side of the arena and past the center marker and do a left rollback at least 20 feet (6 meters) from the wall or fence-no hesitation.
8. Continue back around previous circle but do not close this circle. Run up the right side of the arena past the center marker and do a sliding stop at least 20 feet (6 meters) from the wall or fence. Hesitate to demonstrate completion of pattern.

[R/AQHAP-12]

**Pattern Provided by:**

**Show Office and Judges**





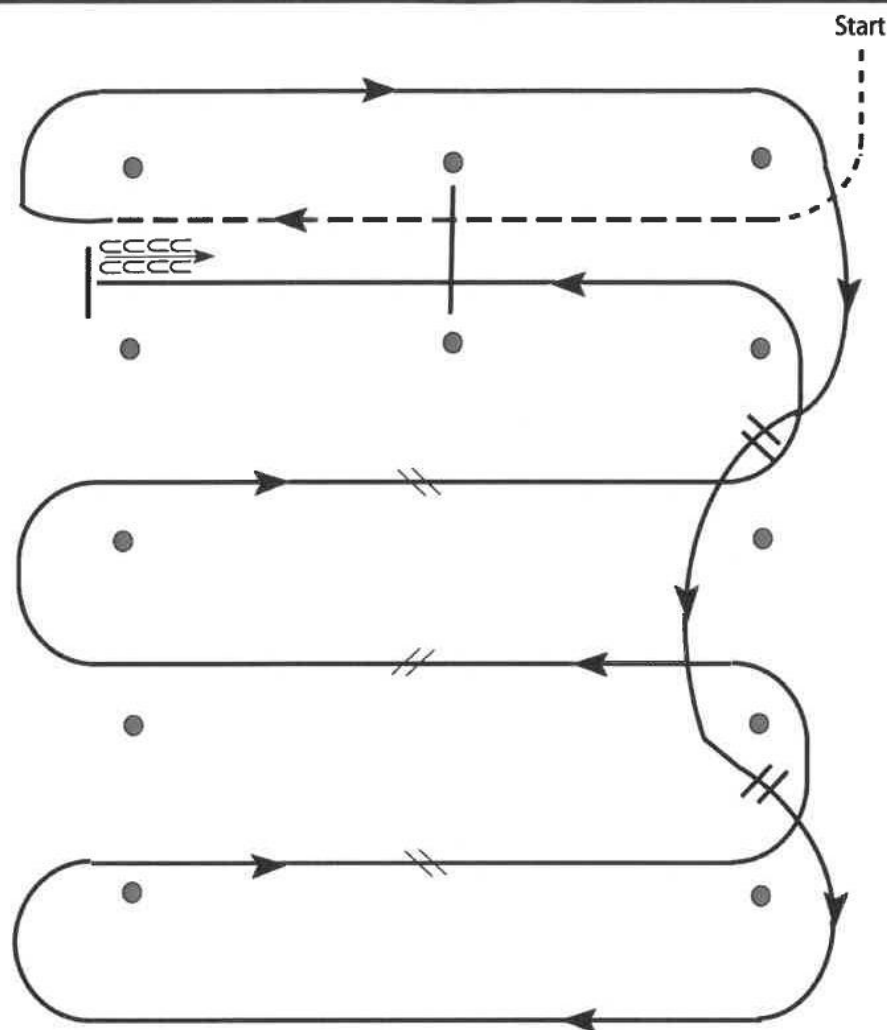
# WESTERN RIDING SHOW 2



# Campionato Italiano AIQH, Show 3 + 4

## Western Riding Level 1

Show Date: 09-4+5+6-2020



1. Walk, transition to jog, jog over log.
2. Transition to right lead and lope around end.
3. First line change.
4. Second line change. Lope around end of arena.
5. First crossing change.
6. Second crossing change.
7. Third crossing change.
8. Lope over log.
9. Lope, stop and back.

[WR/GP-4]

**Pattern Provided by:**  
*Show Office and Judges*

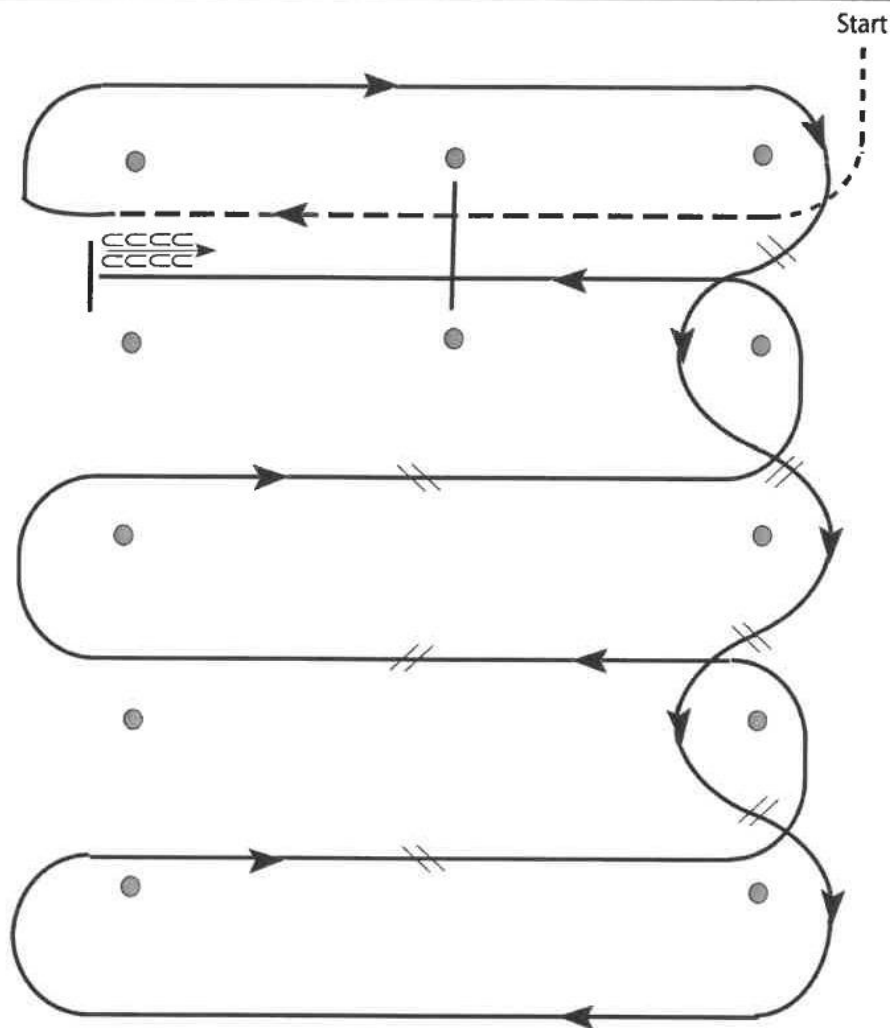


# Campionato Italiano AIQH, Show

3 + 4

## Western Riding All Ages

Show Date: 09-4+5+6-2020



1. Walk, transition to jog, jog over log.
2. Transition to right.
3. First line change.
4. Second line change.
5. Third line change.
6. Fourth line change.
7. First crossing change.
8. Second crossing change.
9. Third crossing change.
10. Lope over log.
11. Lope, stop and back.

[WR/OP-4]

**Pattern Provided by:**

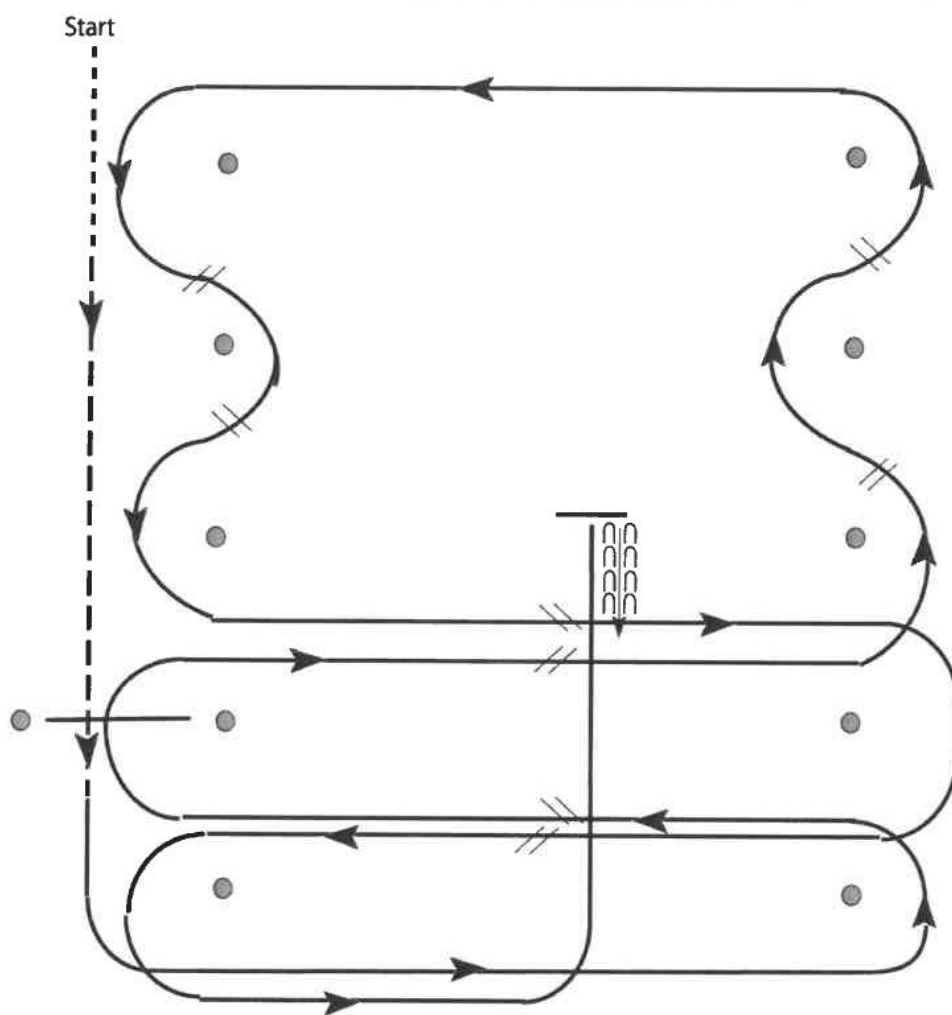
***Show Office and Judges***



# Campionato Italiano AIQH, Show 3 + 4

## Western Riding Youth, Amateur

Show Date: 09-4+5+6-2020



1. Walk, transition to jog, jog over log.
2. Transition to left.
3. First crossing change.
4. Lope over log.
5. Second crossing change.
6. First line change.
7. Second line change.
8. Third line change.
9. Fourth line change.
10. Third crossing change.
11. Fourth crossing change.
12. Lope up the center, stop and back.

[WR/OP-3]

**Pattern Provided by:**

***Show Office and Judges***

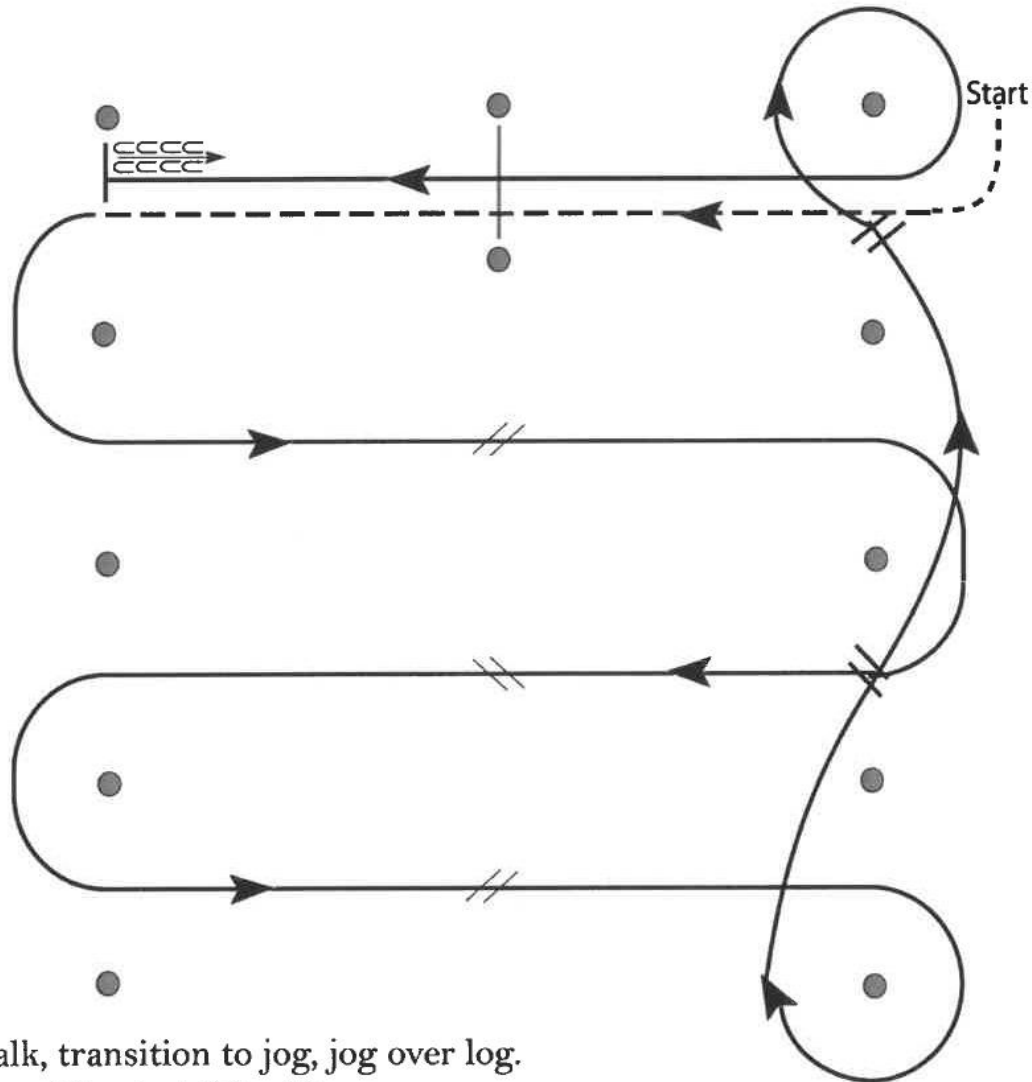


# AIQH Italian Championship 3+4

Western Riding

Nov Amateur & Nov Youth

Show Date: Sept. 5/6, 2020



1. Walk, transition to jog, jog over log.
2. Transition to left lead lope.
3. First crossing change.
4. Second crossing change.
5. Third crossing change.
6. Circle and first line change.
7. Second line change and circle.
8. Lope log.
9. Stop and back.

[WR/GP-2]

**Pattern Provided by:**  
*The Judges*