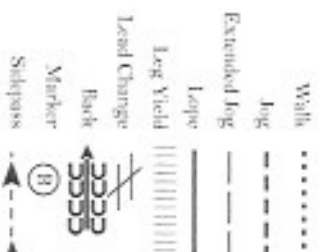
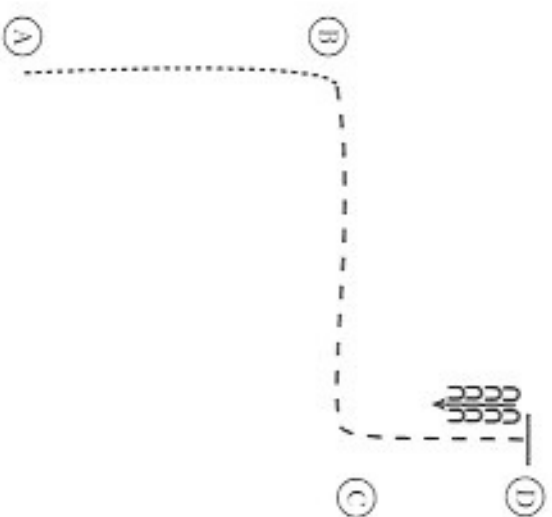


Horsemanship (W & T)

1. Walk A to B
2. At B, jog to D
3. At D stop and back + steps.



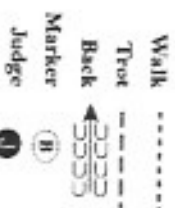
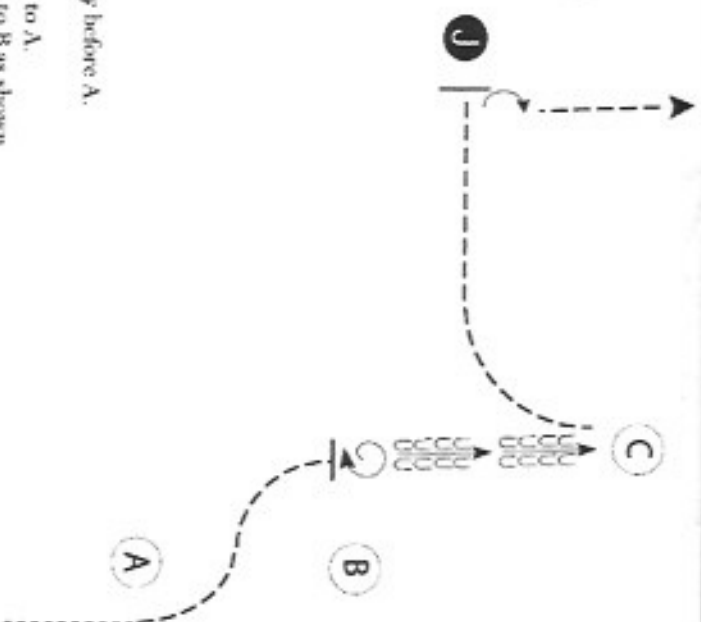
[WHHNT-2]

Pattern Provided by:

Show Management

Showmanship (Amateur & Youth)

- Be ready before A.
1. Walk to A.
 2. Trot to B as shown.
 3. Stop at B and perform a 1 1/2 turn.
 4. Back to C.
 5. Trot to Judge.
 6. Perform a 1/4 turn and set up for inspection.
 7. When dismissed, exit at a trot.



www.HorseShowPatterns.com