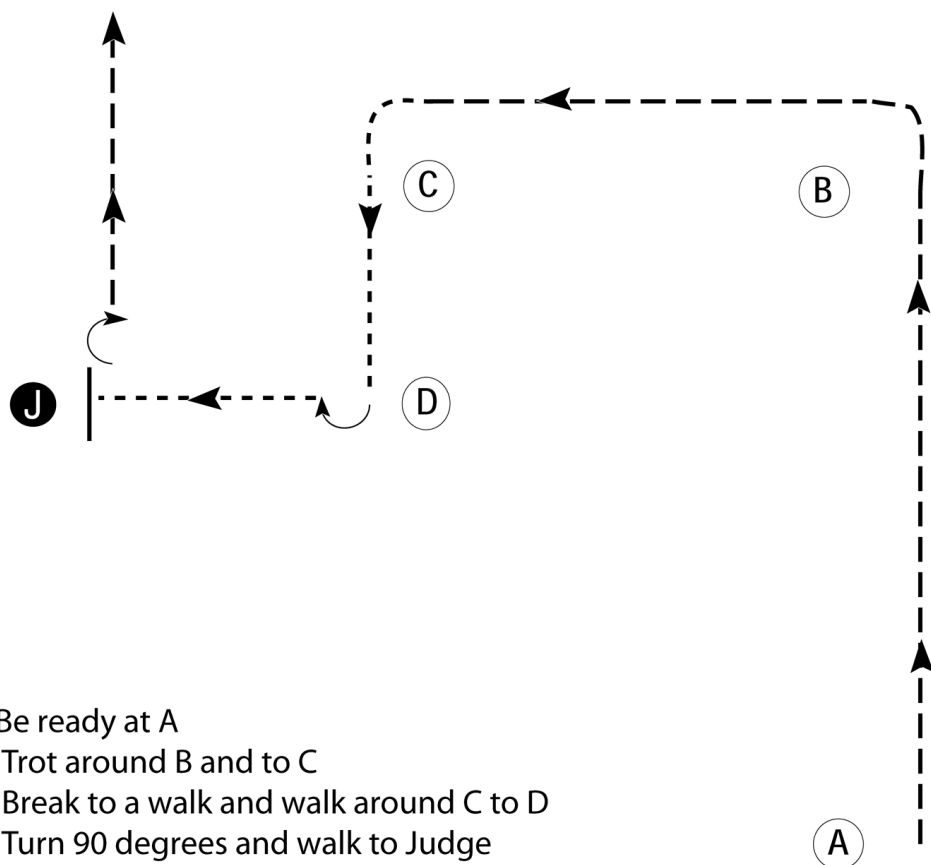


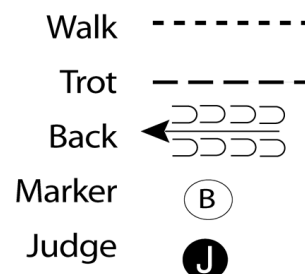
AIQH Spring Classic

Showmanship (All Novice & Rookie)

Show Date: 25-26 marzo 2017



1. Be ready at A
2. Trot around B and to C
3. Break to a walk and walk around C to D
4. Turn 90 degrees and walk to Judge
5. Stop and set up for inspection
6. When dismissed, turn 90 degrees and trot away from judge



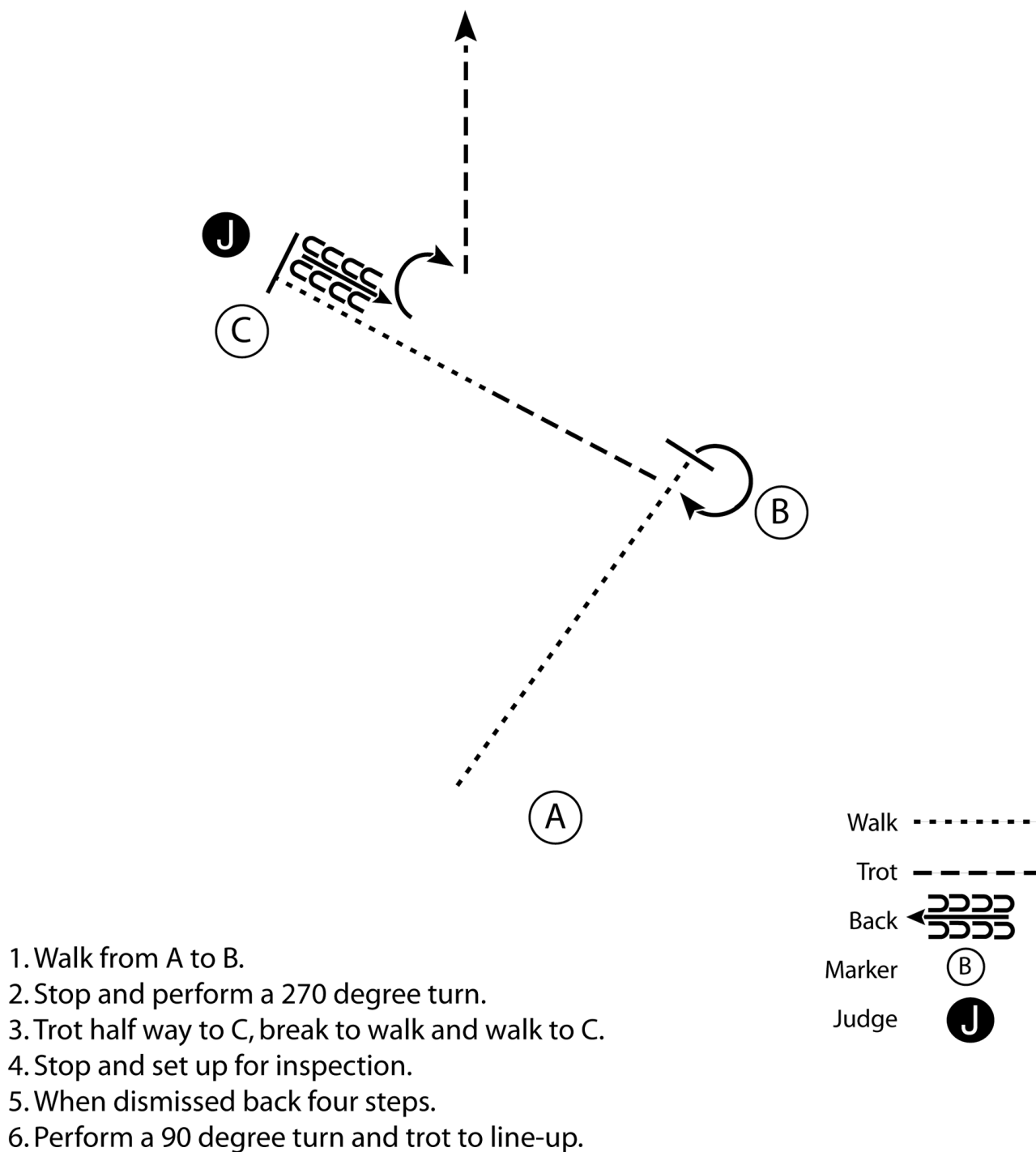
[S/1-16]

Pattern Provided by:
Cedric Leroux

AIQH Spring Classic

Showmanship (Amateur & Youth)

Show Date: 25-26 marzo 2017



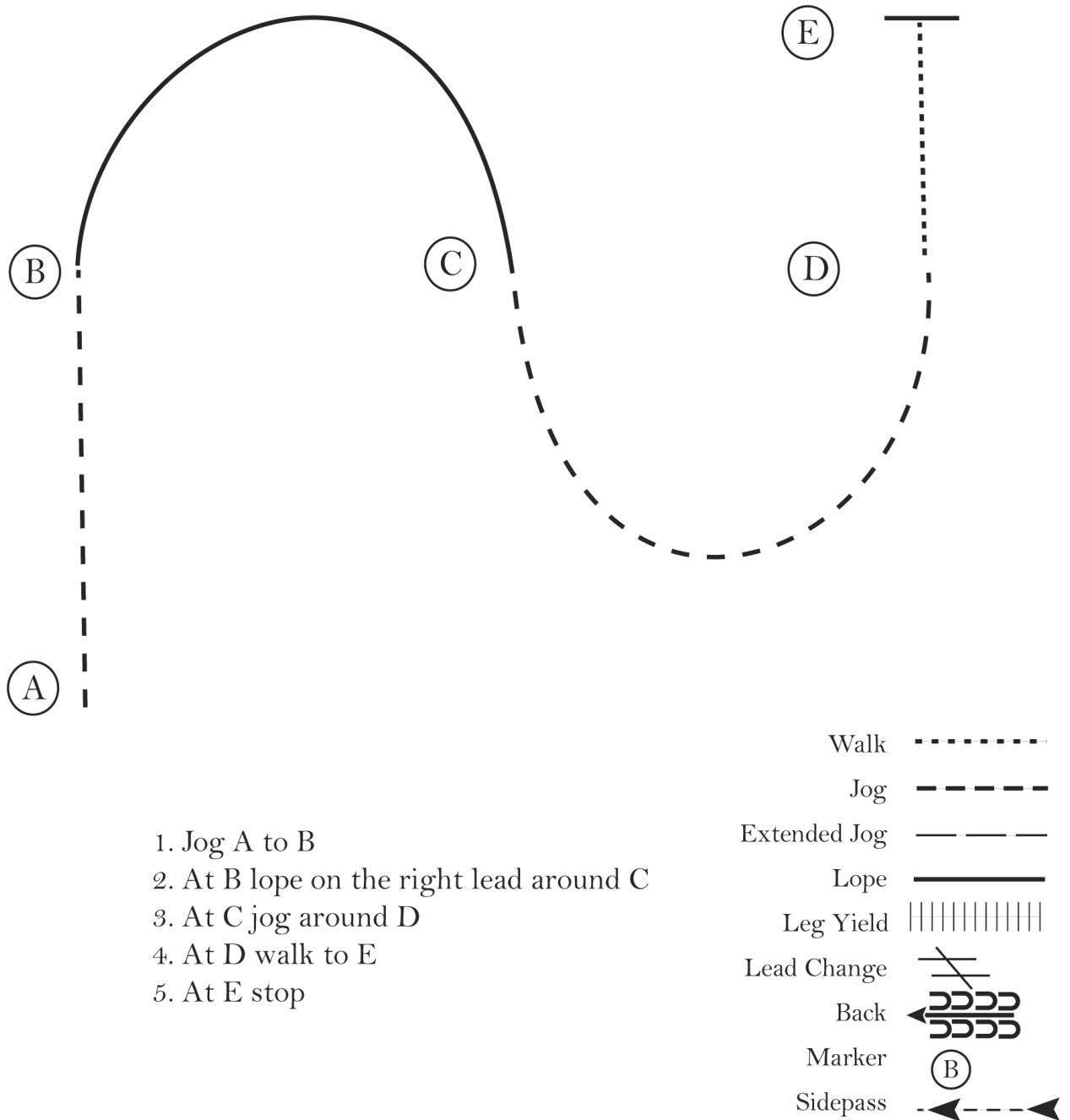
Pattern Provided by:
Cedric Leroux

[S/2-13]

AIQH Spring Classic

Western Horsemanship (All Novice & Rookie)

Show Date: 25-26 marzo 2017



[WH/1-12]

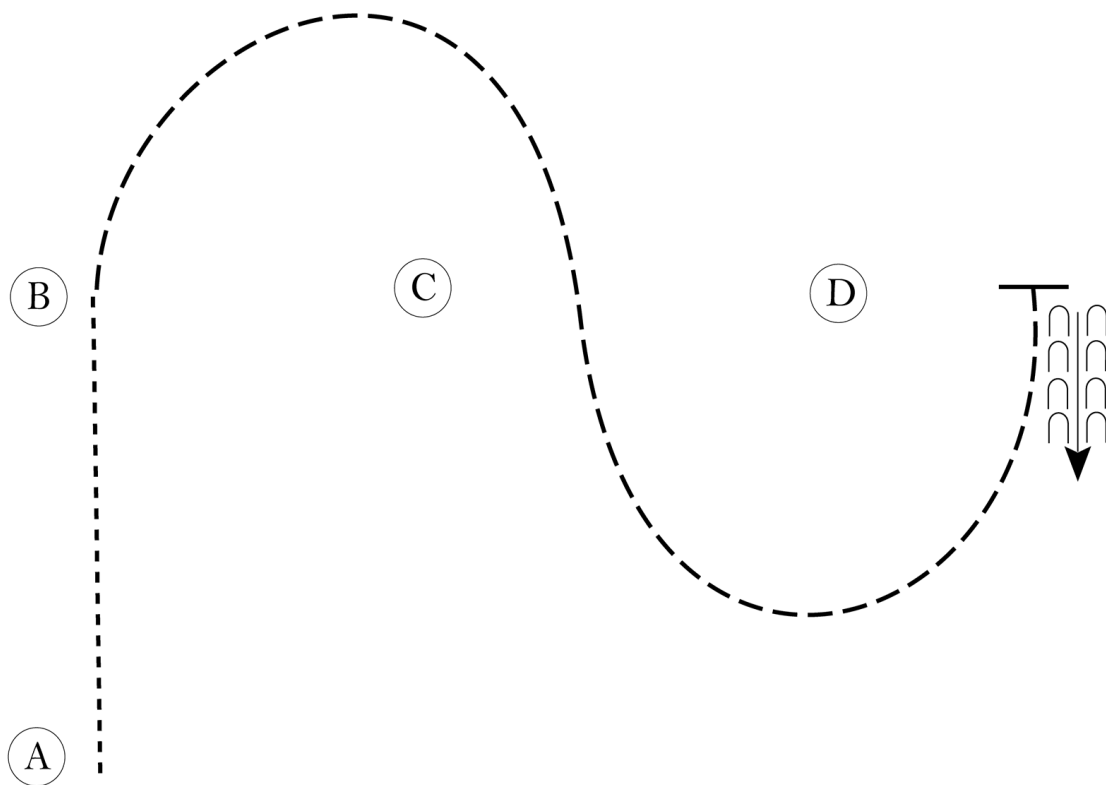
Pattern Provided by:

Cedric Leroux

AIQH Spring Classic

Western Horsemanship (Walk & Trot)

Show Date: 25-26 marzo 2017



Be ready at A.

1. Walk A to B.
2. Jog at B, around C and to D.
3. Stop at D and back approximately one horse length.

Follow the instructions of your ring steward.

Walk	-----
Jog	-----
Extended Jog	-----
Lope	-----
Leg Yield	
Lead Change	---/---
Back	← --- ←
Marker	(B)
Sidepass	←-----→

[WH/WT-6]

Pattern Provided by:

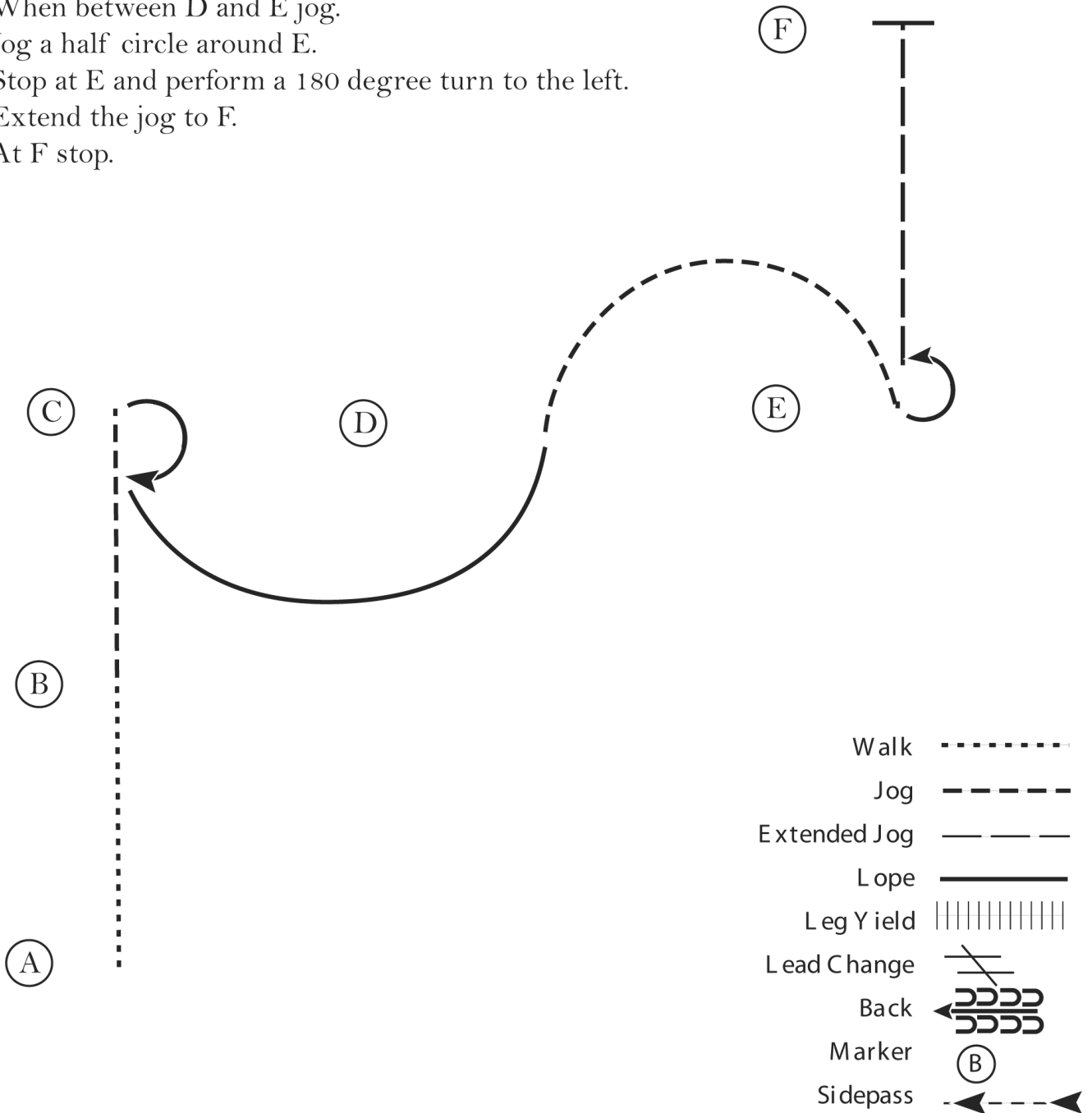
Cedric Leroux

AIQH Spring Classic

Western Horsemanship (Amateur & Youth)

Show Date: 25-26 marzo 2017

1. Walk A to B.
2. At B jog to C.
3. At C perform a 180 degree turn to the right.
4. Lope a half circle around D on the left lead.
5. When between D and E jog.
6. Jog a half circle around E.
7. Stop at E and perform a 180 degree turn to the left.
8. Extend the jog to F.
9. At F stop.



[WH/2-5]

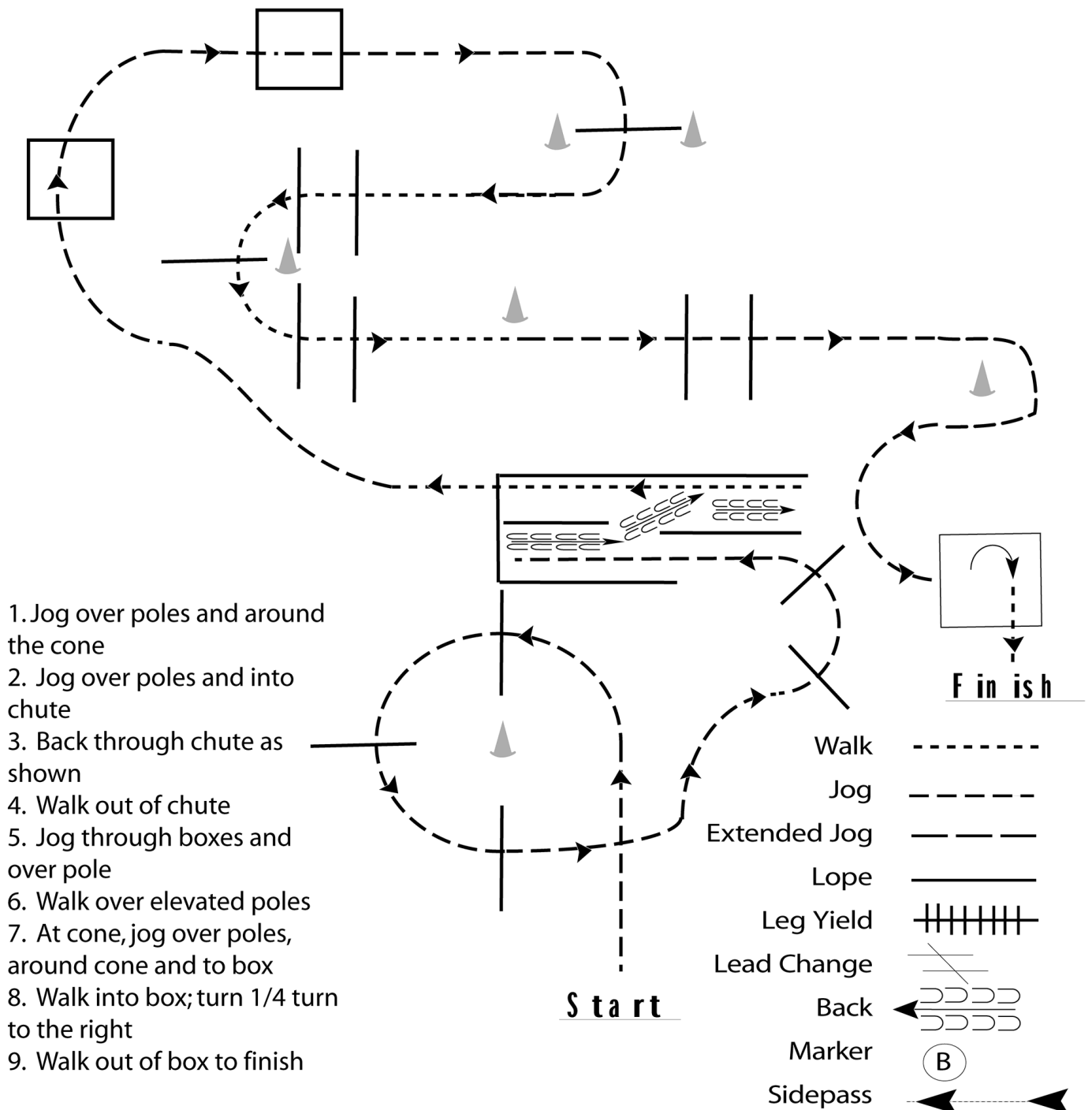
Pattern Provided by:

Cedric Leroux

AIQH Spring Classic

Trail (Walk & Trot)

Show Date: 25-26 marzo 2017



[TWT-10]

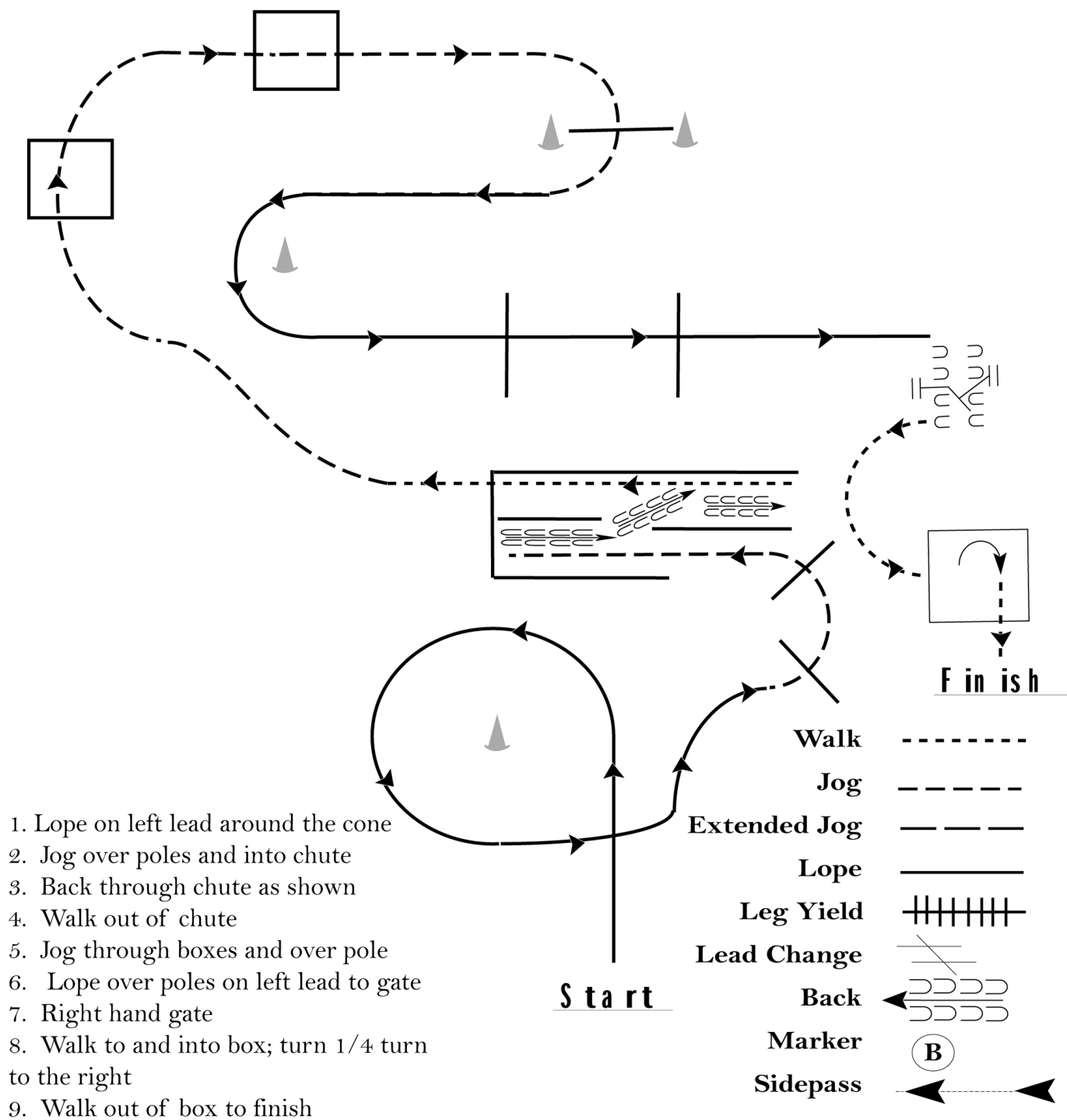
Pattern Provided by:

Cedric Leroux

AIQH Spring Classic

Trail (All Novice & Rookie)

Show Date: 25-26 marzo 2017



[T/1-10]

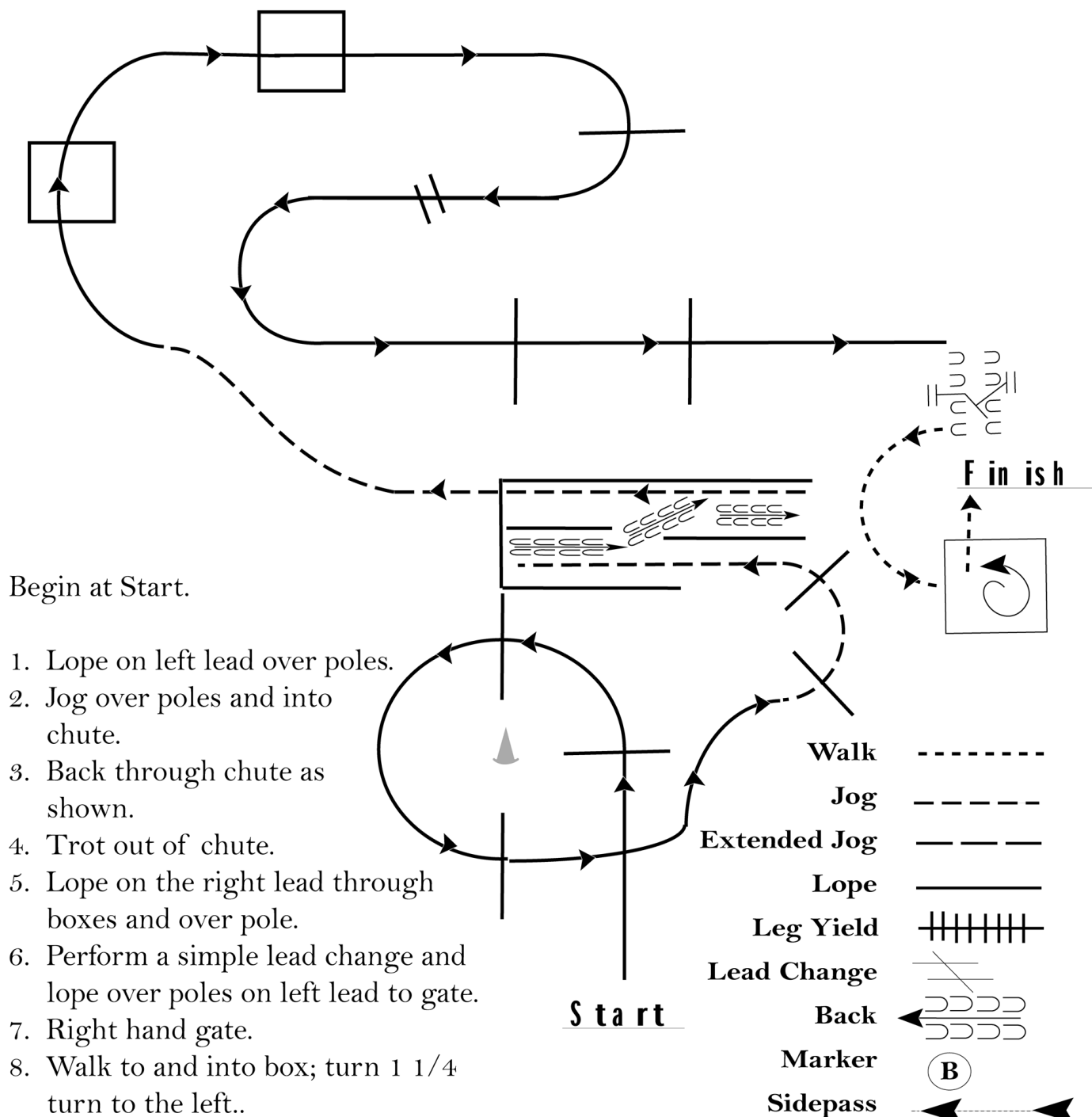
Pattern Provided by:

Cedric Leroux

AIQH Spring Classic

Trail (Junior & Youth)

Show Date: 25-26 marzo 2017



[T/2-10]

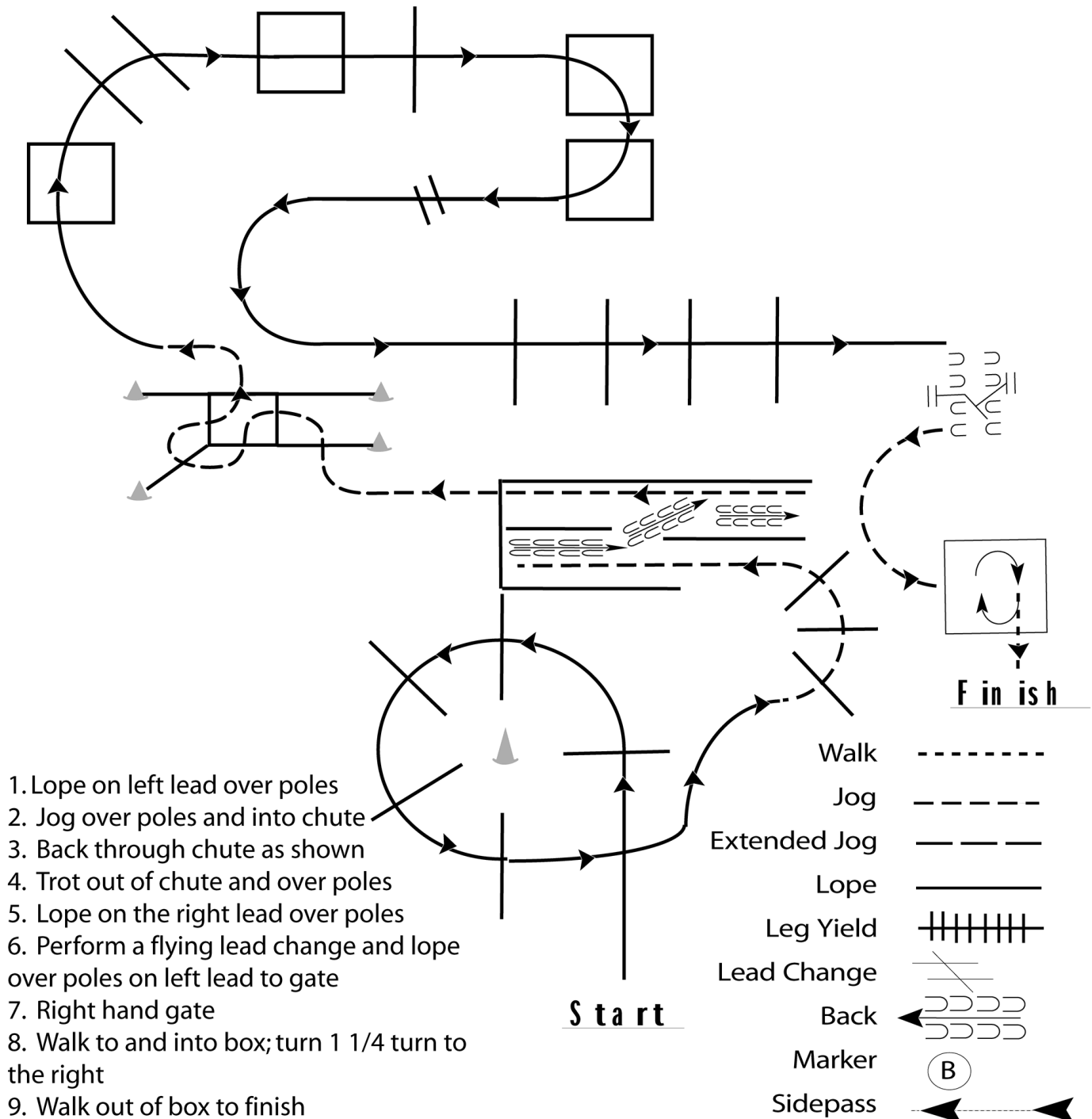
Pattern Provided by:

Cedric Leroux

AIQH Spring Classic

Trail (Senior & Amateur)

Show Date: 25-26 marzo 2017



[T/3-8]

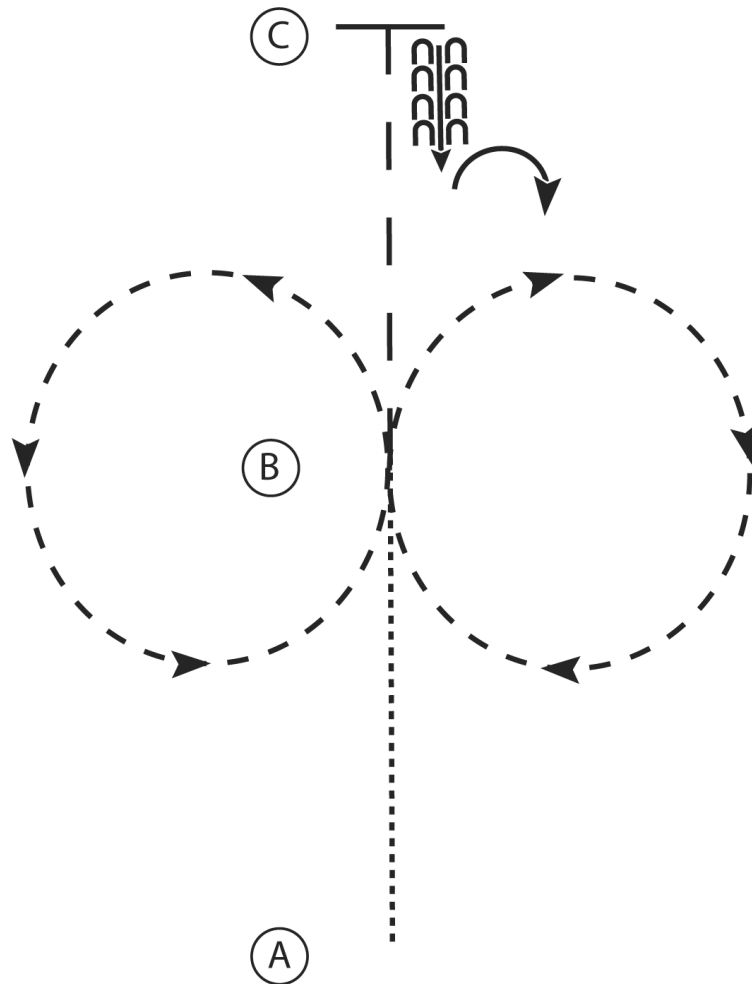
Pattern Provided by:

Cedric Leroux

AIQH Spring Classic

Hunt Seat Equitation (Walk & Trot)

Show Date: 25-26 marzo 2017



1. Walk A to B
2. Sitting trot circle to the right
3. Posting trot circle to the left
4. At B extend the trot to C
5. Stop at C and back 4 steps
6. Perform a 90 degree turn to the right

Walk
Trot	-----
Extended Trot	-----
Canter	=====
Leg Yield	
Lead Change	↖↗
Back	←←←←
Marker	(B)
Sidepass	←-----→

[HSE/WT-1]

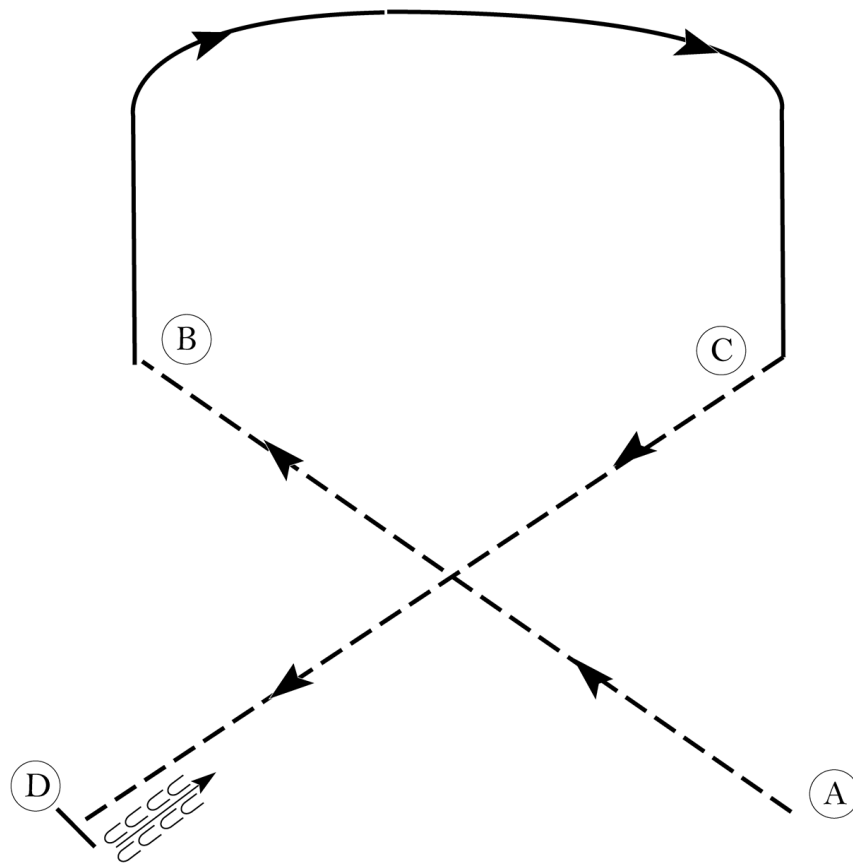
Pattern Provided by:

Cedric Leroux

AIQH Spring Classic

Hunt Seat Equitation (All Novice & Rookie)

Show Date: 25-26 marzo 2017



Be ready at A.

1. Posting trot on the left diagonal to B.
2. Canter right lead to C.
3. Posting trot on the right diagonal 1/2 way to D.
4. Sitting trot to D.
5. Halt at D and back approximately one horse length.

Exit at a sitting trot.

Walk
Trot	-----
Extended Trot	-----
Canter	=====
Leg Yield	
Lead Change	—/—
Back	←←←←←
Marker	(B)
Sidepass	←-----→
Hand Gallop	=====

[HSE/1-23]

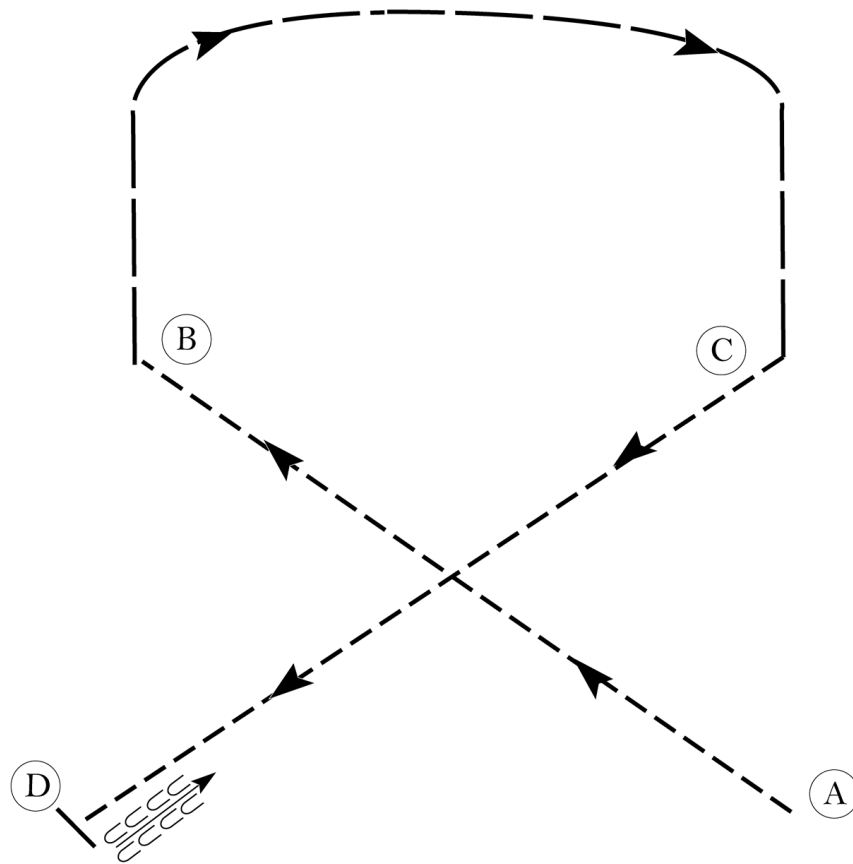
Pattern Provided by:

Cedric Leroux

AIQH Spring Classic

Hunt Seat Equitation (Amateur & Youth)

Show Date: 25-26 marzo 2017



Be ready at A.

1. Sitting trot 1/2 way to B.
2. Posting trot on the left diagonal to B.
3. Hand gallop right lead to C.
4. Posting trot on the right diagonal 1/2 way to D.
5. Sitting trot to D.
6. Halt at D and back approximately one horse length.

Exit at a sitting trot.

Walk	-----
Trot	- - - - -
Extended Trot	— — — — —
Canter	— — — — —
Leg Yield	
Lead Change	— — — — —
Back	← ← ← ← ←
Marker	(B)
Sidepass	← — — — —
Hand Gallop	— — — — —

[HSE/2-23]

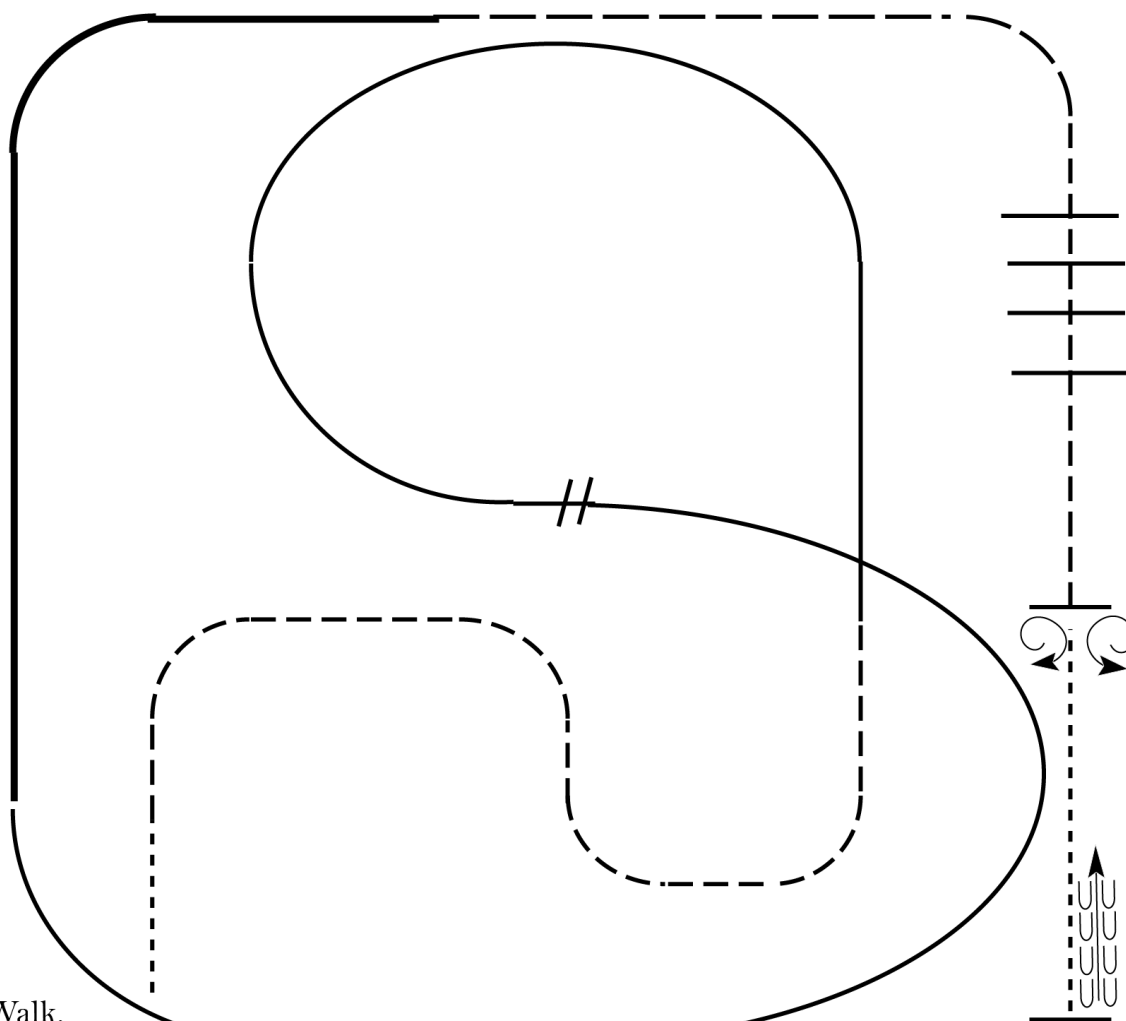
Pattern Provided by:

Cedric Leroux

AIQH Spring Classic

Ranch Riding (All Novice & Rookie)

Show Date: 25-26 marzo 2017



1. Walk.
2. Trot serpentine
3. Lope left lead around end of arena and then diagonally across arena.
4. Change leads (simple or flying) and
5. Lope on the right lead around end of the arena.
6. Extend lope on the straight away around corner to center of arena.
7. Extend trot around corner of arena
8. Collect to a trot
9. Trot over poles
10. Stop do a 360 turn each direction (either direction 1st)
11. Walk, stop and back.

Walk	-----
Jog	- - - - -
Extended Jog	- _ _ _ -
Lope	
Lead Change	
Back	
Marker	(B)

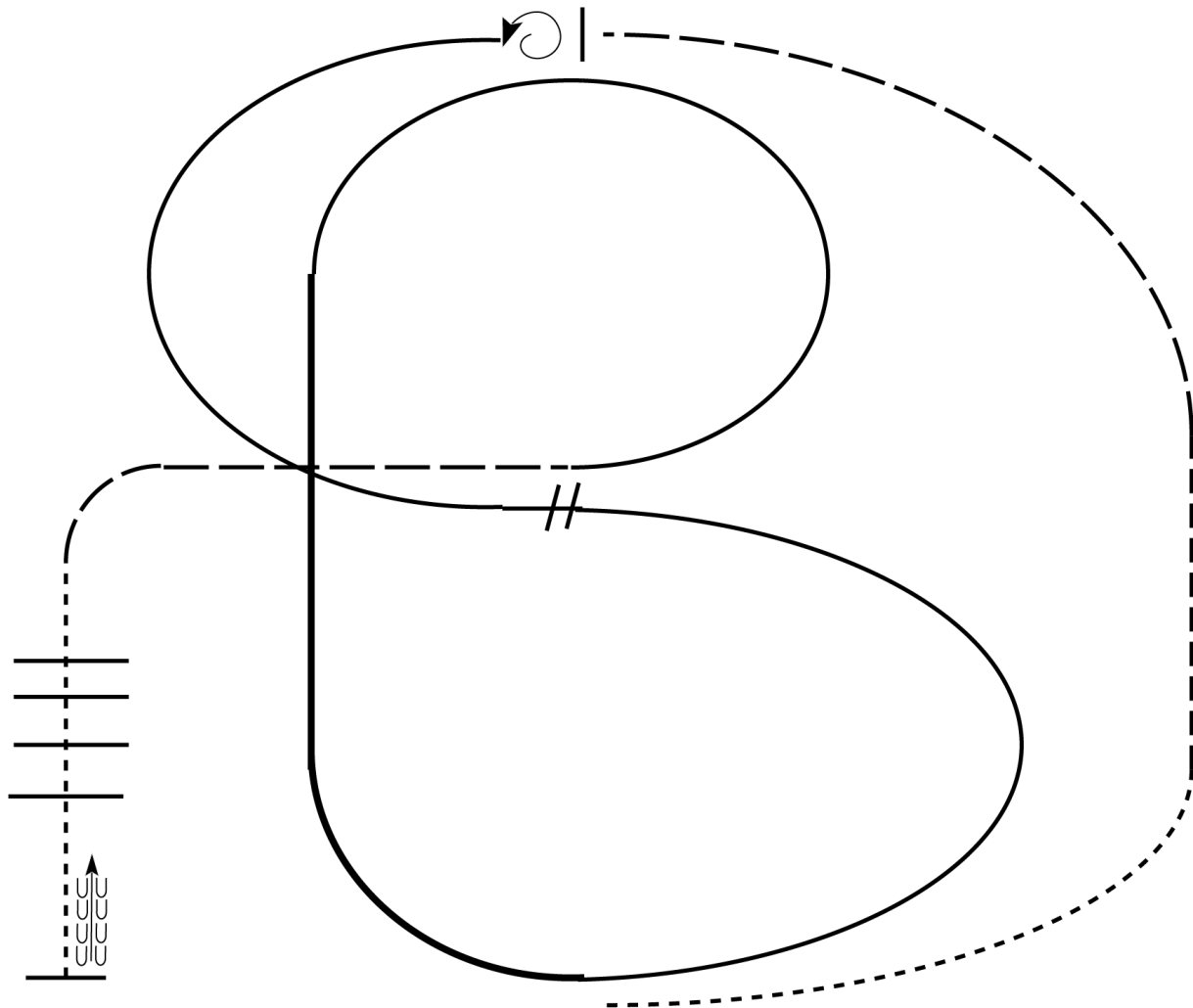
[RR/4]

Pattern Provided by:
Cedric Leroux

AIQH Spring Classic

Ranch Riding (Senior/Junior + Amateur & Youth)

Show Date: 25-26 marzo 2017



1. Walk
2. Trot
3. Extend the trot, at the top of the arena, stop
4. 360 degree turn to the left
5. Left lead 1/2 circle, lope to the center
6. Change leads (simple or flying)
7. Right lead 1/2 circle
8. Extended lope up the long side of arena (right lead)
9. Collect back to a lope around the top of the arena and back to center
10. Break down to an extended trot
11. Walk over poles.
12. Stop and back

Walk	-----
Jog	- - - - -
Extended Jog	— — — —
Lope	
Lead Change	
Back	
Marker	(B)

[RR/1]

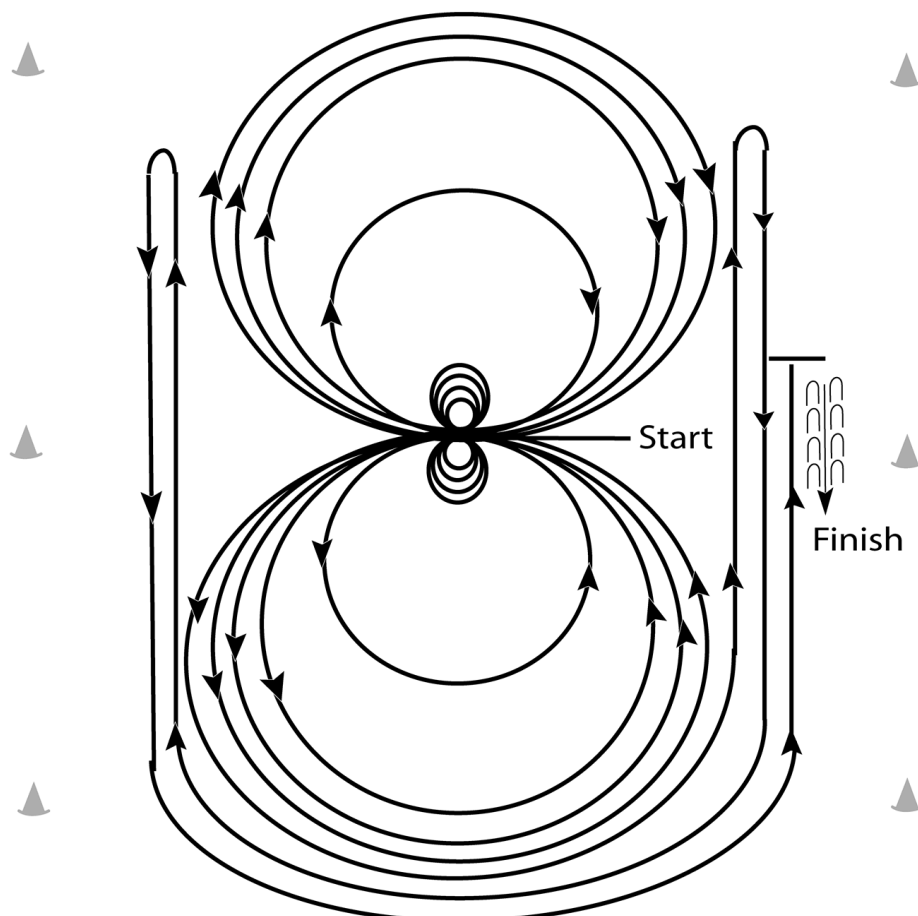
Pattern Provided by:

Cedric Leroux

AIQH Spring Classic

Reining (All Novice & Rookie)

Show Date: 25-26 marzo 2017



Horses must walk or stop prior to starting pattern. Beginning at the center of the arena facing the left wall or fence.

1. Beginning on the left lead, complete three circles to the left: the first two circles large and fast; the third circle small and slow. Stop at the center of the arena.
 2. Complete four spins to the left. Hesitate.
 3. Beginning on the right lead, complete three circles to the right: the first two circles large and fast; the third circle small and slow. Stop at the center of the arena.
 4. Complete four spins to the right. Hesitate.
 5. Beginning on the left lead, run a large fast circle to the left, change leads at the center of the arena, run a large fast circle to the right, and change leads at the center of the arena.
 6. Continue around previous circle to the left but do not close this circle. Run up the right side of the arena past the center marker and do a right rollback at least twenty feet (6.09m) from the wall or fence – no hesitation.
 7. Continue around previous circle but do not close this circle. Run up the left side of the arena past the center marker and do a left rollback at least twenty feet (6.09m) from the wall or fence – no hesitation.
 8. Continue back around previous circle but do not close this circle. Run up the right side of the arena past the center marker and do a sliding stop at least twenty feet (6.09m) from the wall or fence. Back up at least ten feet (3m). Hesitate to demonstrate completion of the pattern.
- Rider may drop bridle to the designated judge.

[R/AQHAP-5]

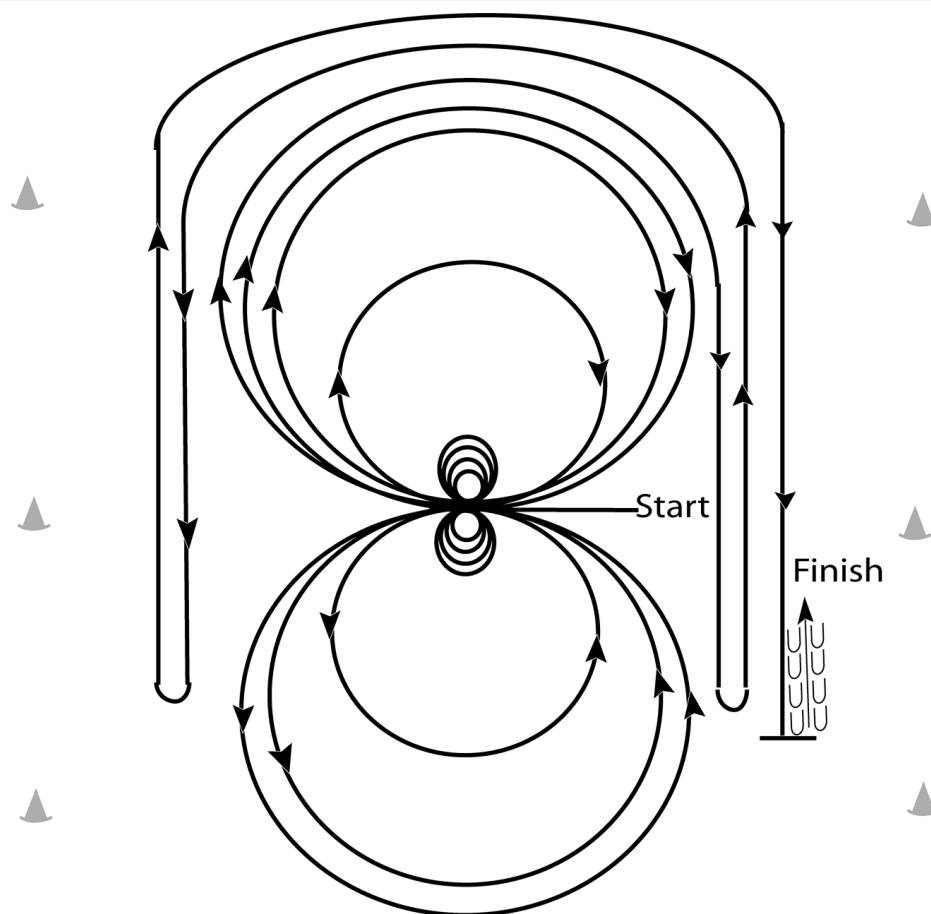
Pattern Provided by:

Cedric Leroux

AIQH Spring Classic

Reining (Senior/Junior + Amateur & Youth)

Show Date: 25-26 marzo 2017



Horses must walk or stop prior to starting pattern. Beginning at the center of the arena facing the left wall or fence.

1. Complete four spins to the left.
2. Complete four spins to the right. Hesitate.
3. Beginning on the right lead, complete three circles to the right: the first circle large and fast; the second circle small and slow; the third circle large and fast. Change leads at the center of the arena.
4. Complete three circles to the left: the first circle large and fast; the second circle small and slow; the third circle large and fast. Change leads at the center of the arena.
5. Begin a large fast circle to the right but do not close this circle. Run straight down the right side of the arena past the center marker and do a left rollback at least twenty feet (6.09m) from the wall or fence – no hesitation.
6. Continue back around the previous circle but do not close this circle. Run down the left side of the arena past the center marker and do a right rollback at least twenty feet (6.09m) from the wall or fence – no hesitation.
7. Continue back around the previous circle but do not close this circle. Run down the right side of the arena past the center marker and do a sliding stop at least twenty feet (6.09m) from the wall or fence. Back up at least ten feet (3m). Hesitate to demonstrate completion of the pattern.
Rider may drop bridle to the designated judge.

[R/AQHAP-8]

Pattern Provided by:

Cedric Leroux