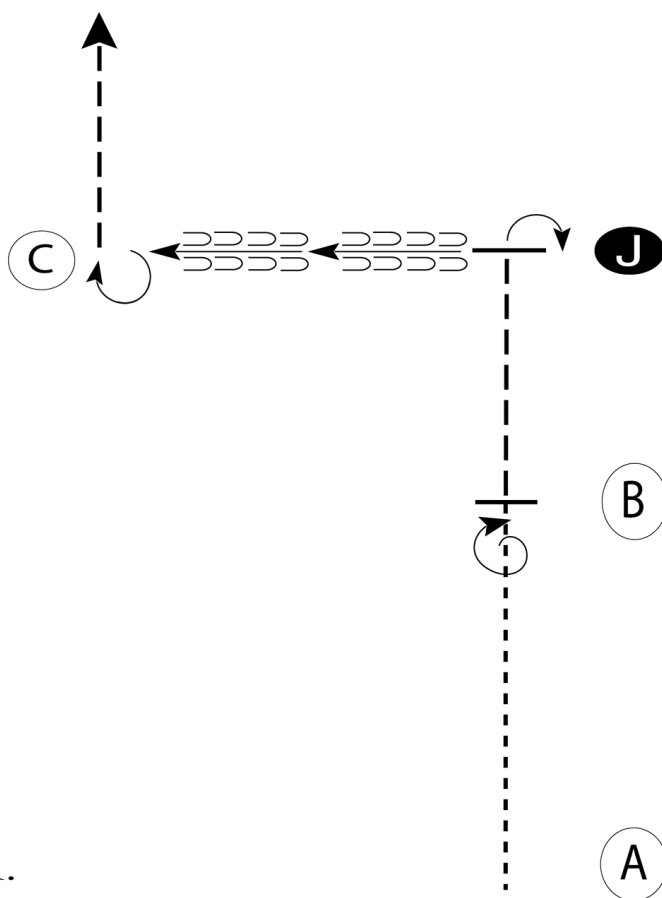


Showmanship Amateur & Youth



Be ready at A.

1. Walk A to B.
2. At B, stop and perform a 360 degree turn .
3. Trot until even with the judge; Stop and perform a 90 degree turn and set up for inspection.
4. When dismissed, back to C.
5. Perform a 270 degree turn and trot to exit.

Follow the instructions of your ring steward.

Walk	-----
Trot	- - - - -
Back	← 3 3 3 3 3
Marker	ⓑ
Judge	ⓐ

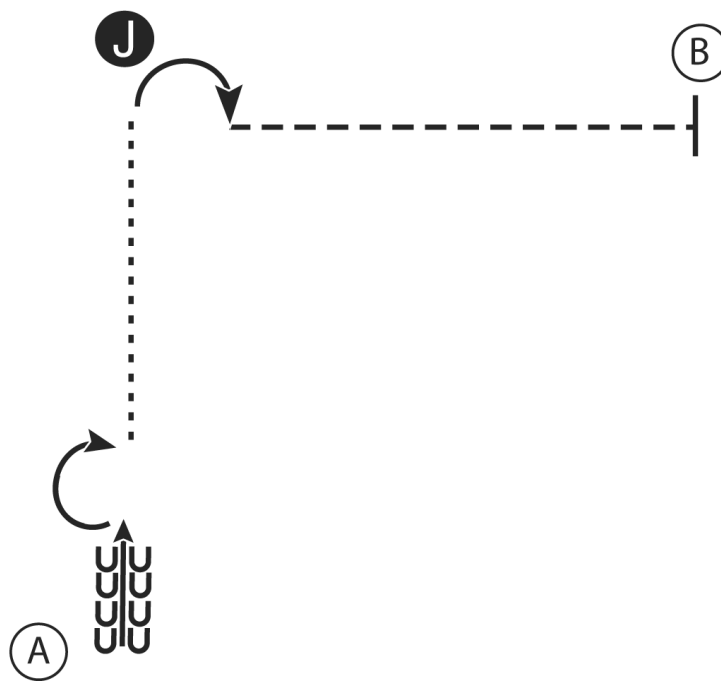
[S/2-4]

Pattern Provided by:
Show management

Showmanship

Novice Youth

Novice Amateur



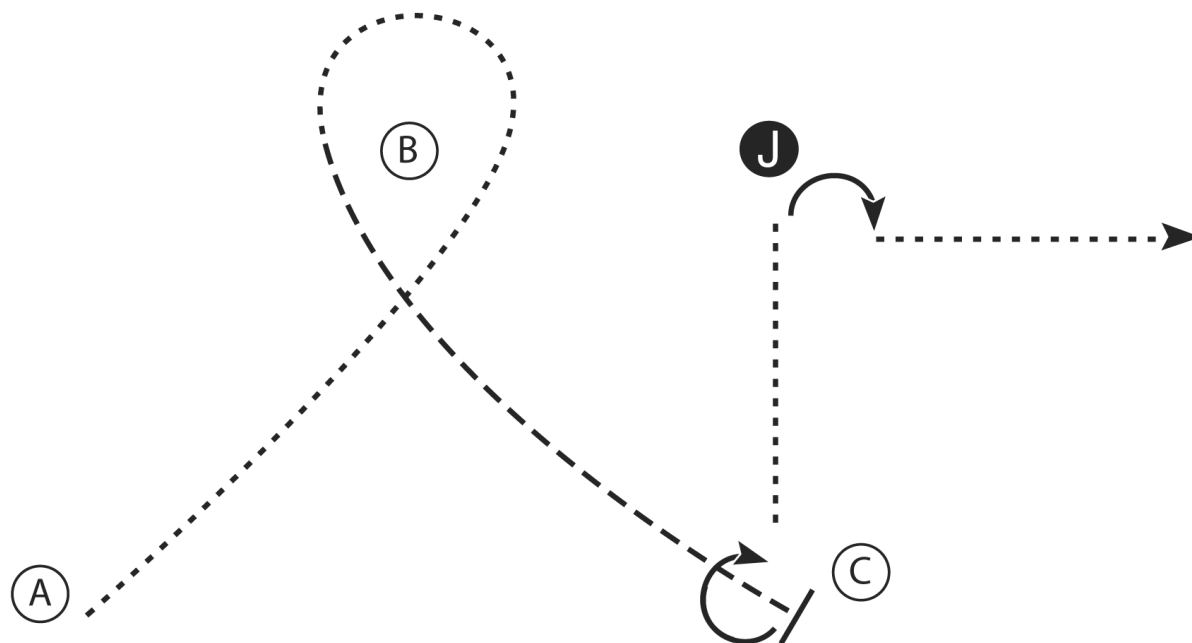
1. Back 4 steps at A
2. Perform a 180 degree turn
3. Walk to the judge and set up for inspection
4. When dismissed perform a 90 degree turn and trot to B
5. Stop at B

Walk
Trot - - - - -
Back ←
Marker (B)
Judge (J)

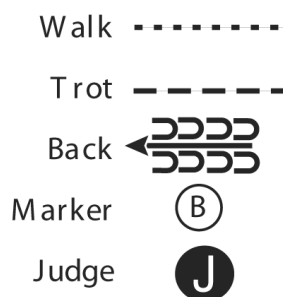
[S/1-2]

Pattern Provided by:
Show management

Showmanship Rookie



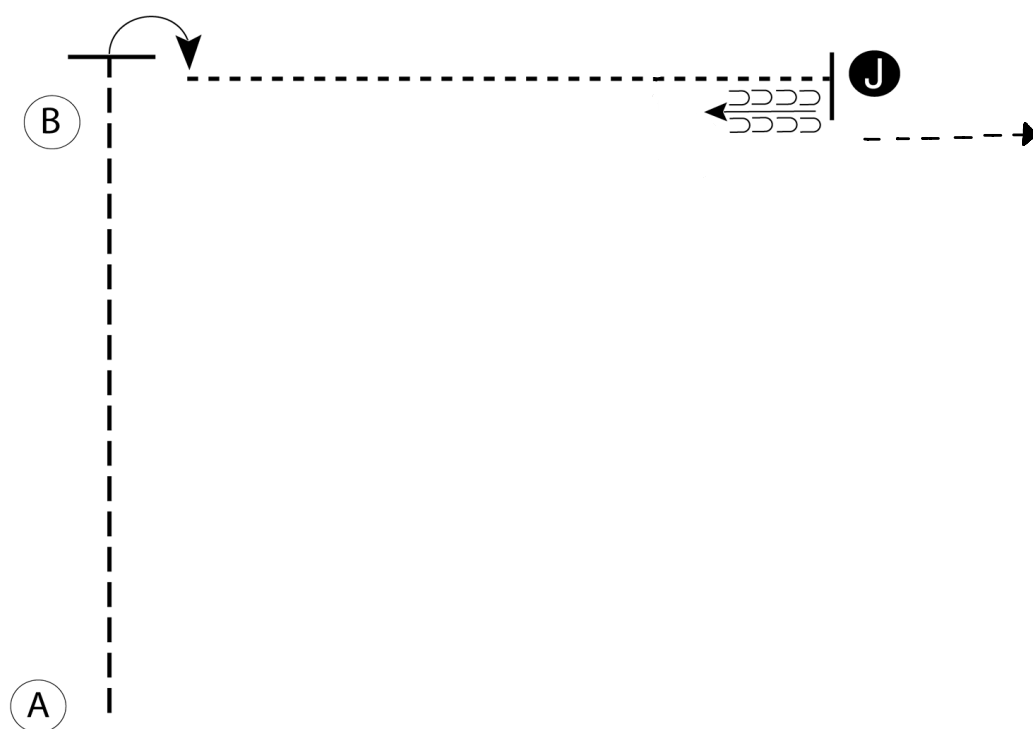
1. Walk A to and around B
2. At B trot to C
3. Stop at C and perform a 225 degree turn
4. Walk to the judge and set up for inspection
5. When dismissed perform a 90 degree turn and walk straight away from the judge



[S/1-1]

Pattern Provided by:
Show management

Showmanship Youth 11 & under



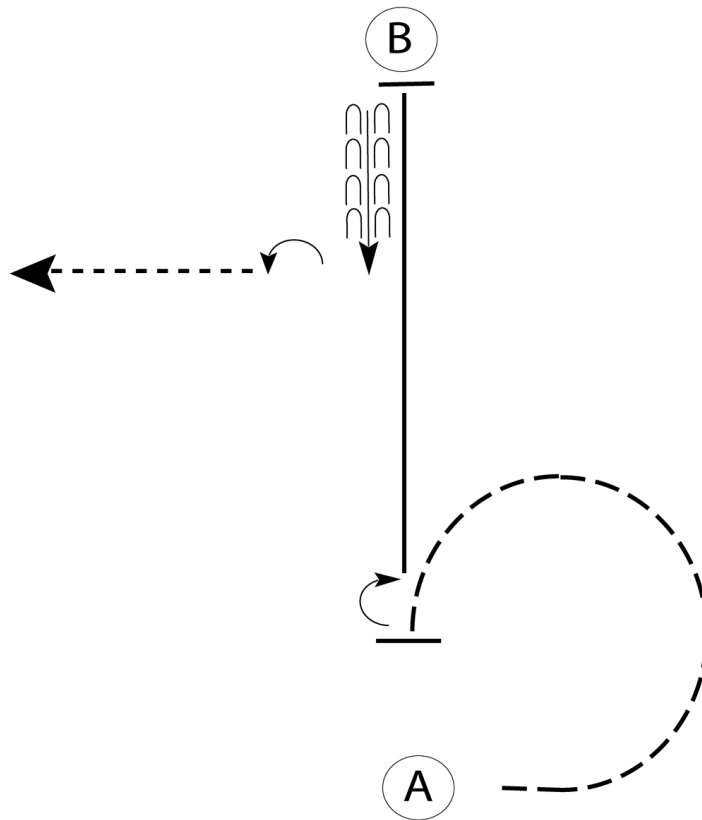
1. Begin at A. Trot from A past B
2. Stop and perform a 90 degree turn
3. Walk to the Judge, stop and set up for inspection
4. When dismissed back one horse length and
5. Trot to the line-up

Walk	-----
Trot	- - - - -
Back	← 3 3 3 3 3
Marker	(B)
Judge	(J)

[S/1-14]

Pattern Provided by:
Show management

Western Horsemanship Rookie



Be ready with your horse's tail to A.

1. Jog a 3/4 circle back toward A.
2. Stop and perform a 180 degree turn to the right.
3. Lope on the left lead to B.
4. Stop and back approximately one horse length.
5. Perform a 90 degree turn to the left and walk off.

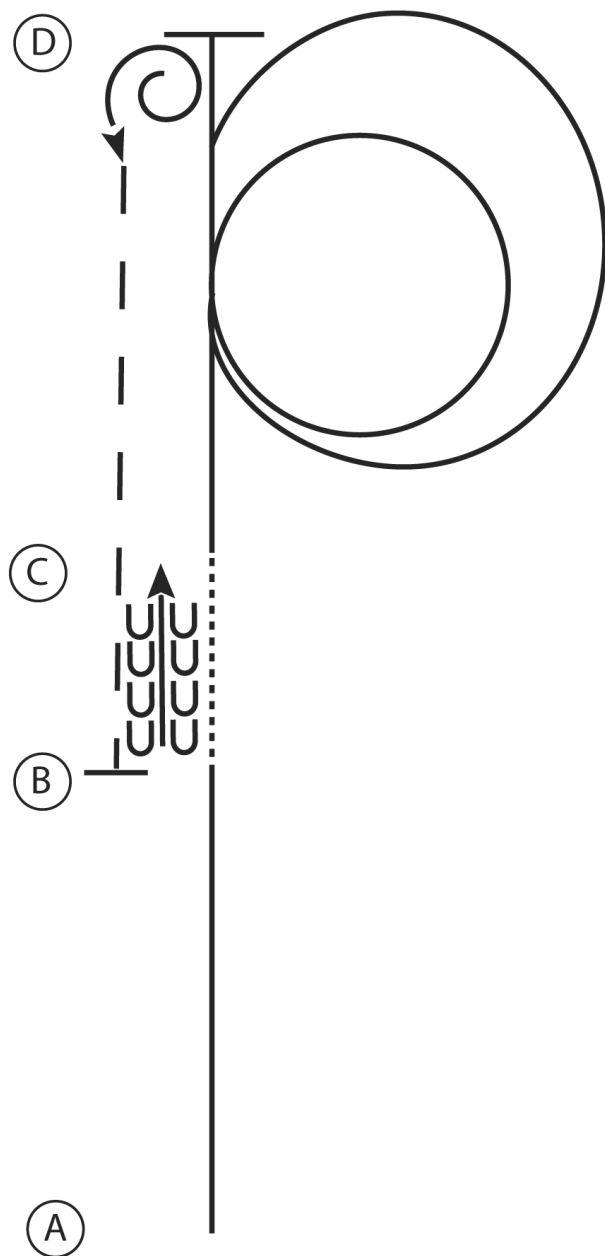
Follow the instructions of your ring steward.

Walk	-----
Jog	- - - - -
Extended Jog	— — — —
Lope	
Lead Change	
Back	
Marker	(B)

[WH/2-82]

Pattern Provided by:
Show management

Western Horsemanship Amateur & Youth



1. Lope A to B on the left lead
2. Walk B to C
3. At C lope on the right lead towards D
4. Before D lope a large fast circle to the right followed by a small slow circle to the right and continue to D
5. At D stop and perform a 540 degree turn to the left
6. Extend the jog to B
7. At B stop and back to C

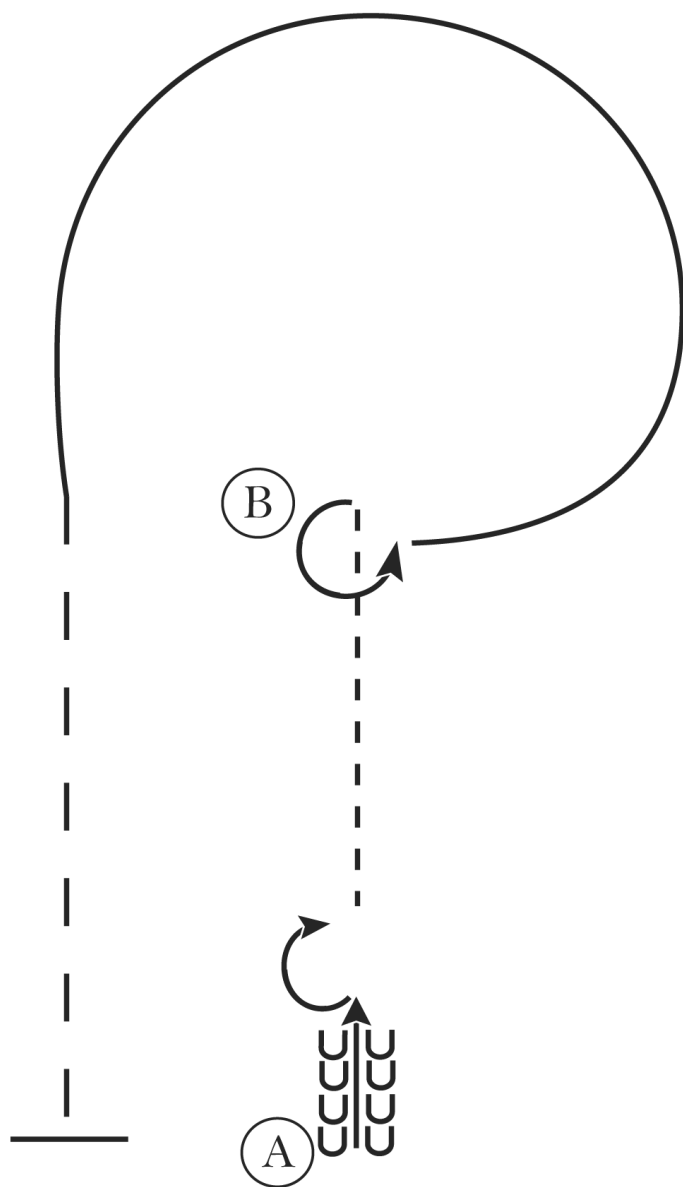
Walk
Jog	-----
Extended Jog	-----
Lope	=====
Leg Yield	
Lead Change	↗↘
Back	←←←←←
Marker	(B)
Sidepass	←-----→

[WH/3-10]

Pattern Provided by:
Show management

Western Horsemanship

Novice Amateur & Novice Youth



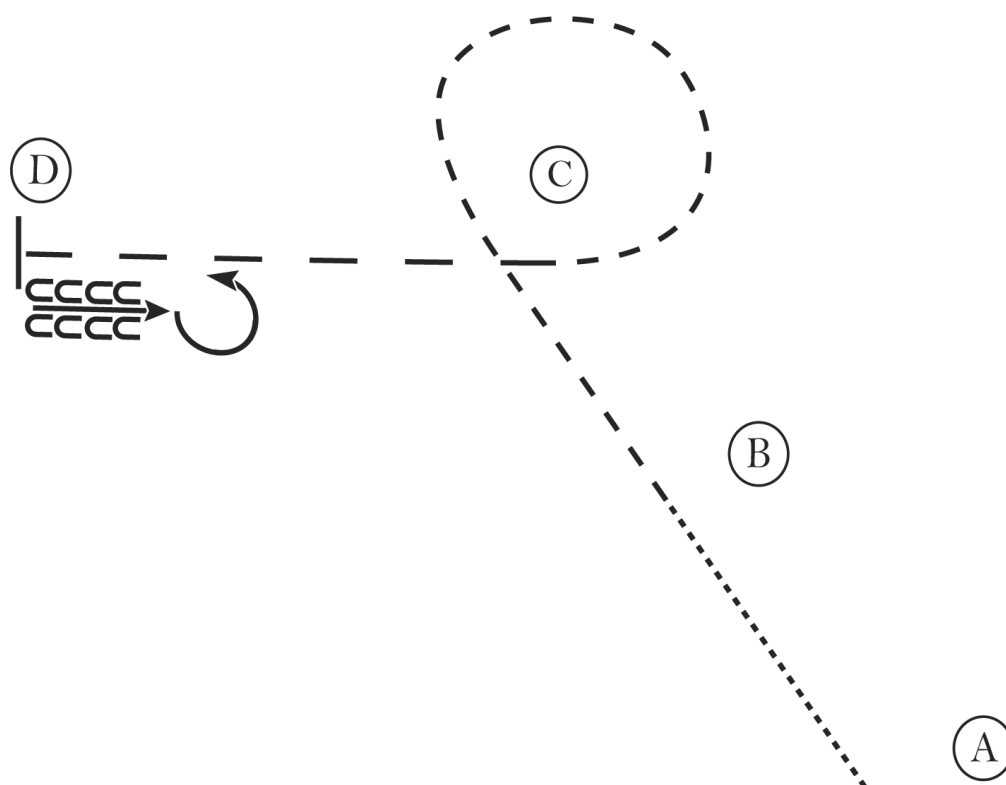
1. Back 4 steps at A.
2. Perform a 180 degree turn to the right.
3. Jog to B.
4. At B perform a 270 degree turn to the left .
5. Lope a circle around B on the left lead.
6. At B extend the jog to A.
7. At A stop.

Walk
Jog	-----
Extended Jog	- - - - -
Lope	—————
Leg Yield	
Lead Change	— / —
Back	←←←←←
Marker	(B)
Sidepass	← - - - - →

[WH/2-8]

Pattern Provided by:
Show management

Western Horsemanship Walk Trot Youth



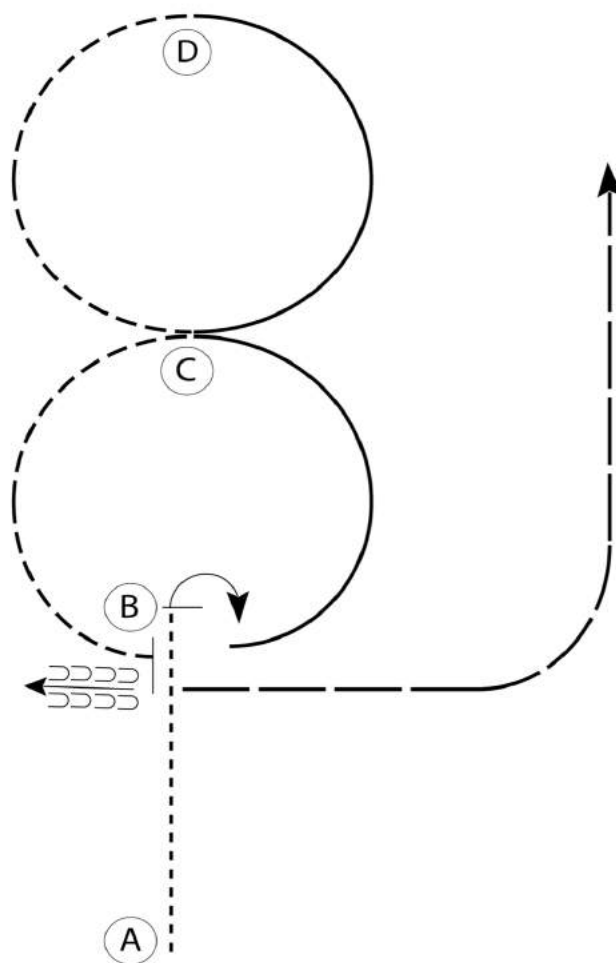
1. Walk A to B.
2. At B jog to C.
3. Jog a tight circle around C.
4. At C extend the jog to D.
5. At D stop and back 4 steps.
6. Perform a 270 degree turn to the left.

Walk
Jog	-----
Extended Jog	-----
Lope	————
Leg Yield	
Lead Change	↗↘
Back	←←←←
Marker	(B)
Sidepass	→←→←

[WH/1-15]

Pattern Provided by:
Show management

Hunt Seat Equitation Amateur & Youth

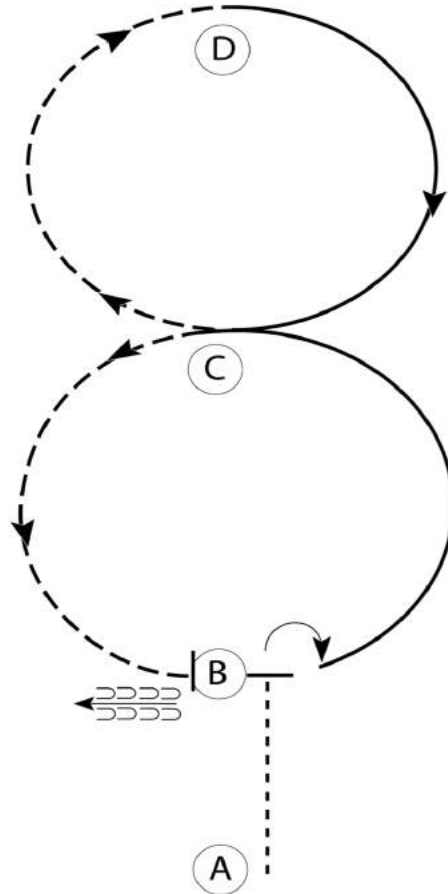


1. Walk from A to B
2. At B stop and perform a 90 turn on the forehand to the right
3. Canter on the left lead to C
4. Posting trot from C to D
5. At D canter on the right lead to C
6. Posting trot from C to B
7. At B stop and back one horse length
8. Hand gallop to the exit

Walk	-----
Trot	- - - - -
Extended Trot	— — — — —
Canter	—————
Leg Yield	
Lead Change	— / —
Back	←←←←←
Marker	(B)
Sidepass	← — — — — →
Hand Gallop	—— ———

Hunt Seat Equitation

Novice Amateur & Youth



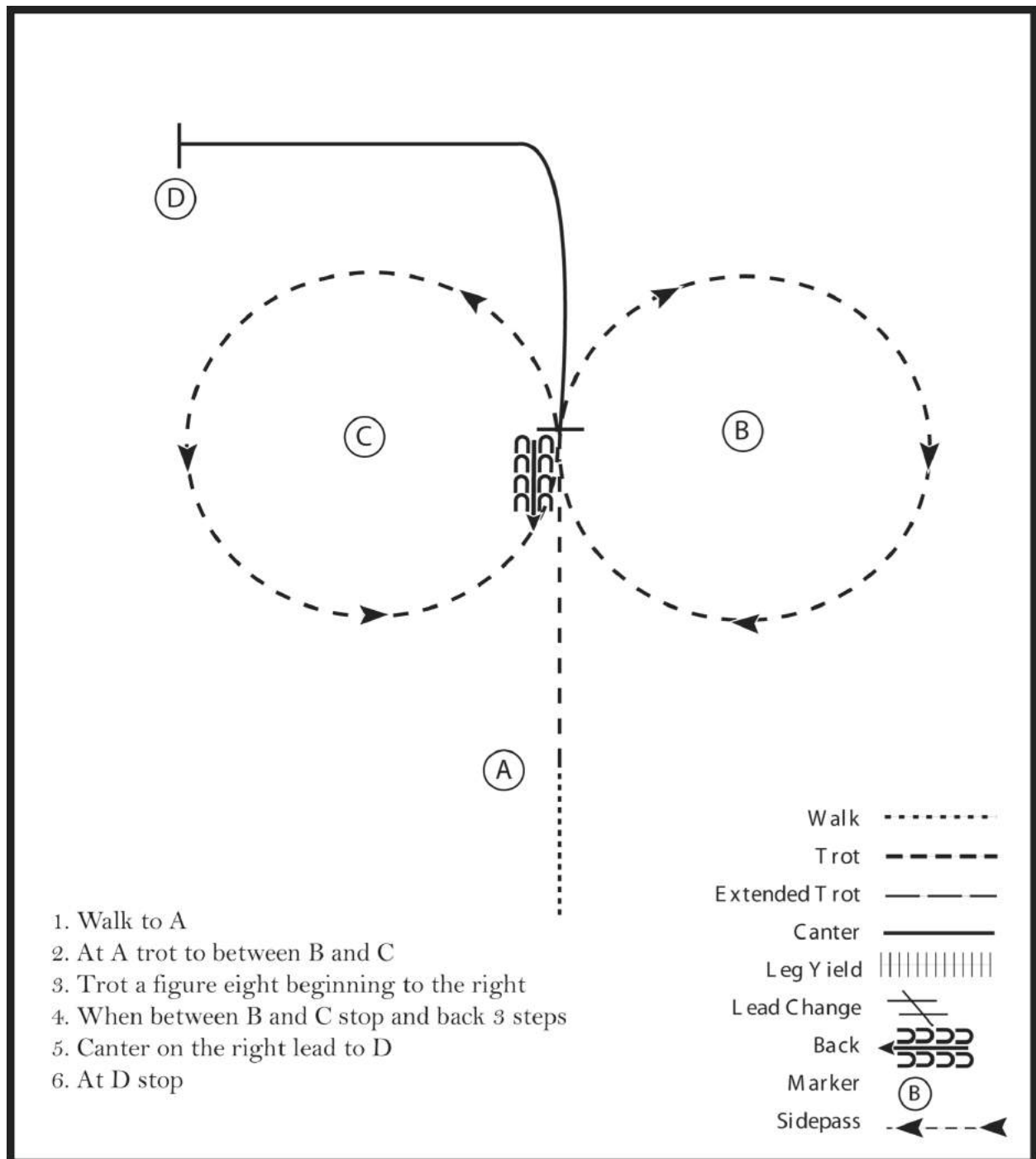
Be ready at A.

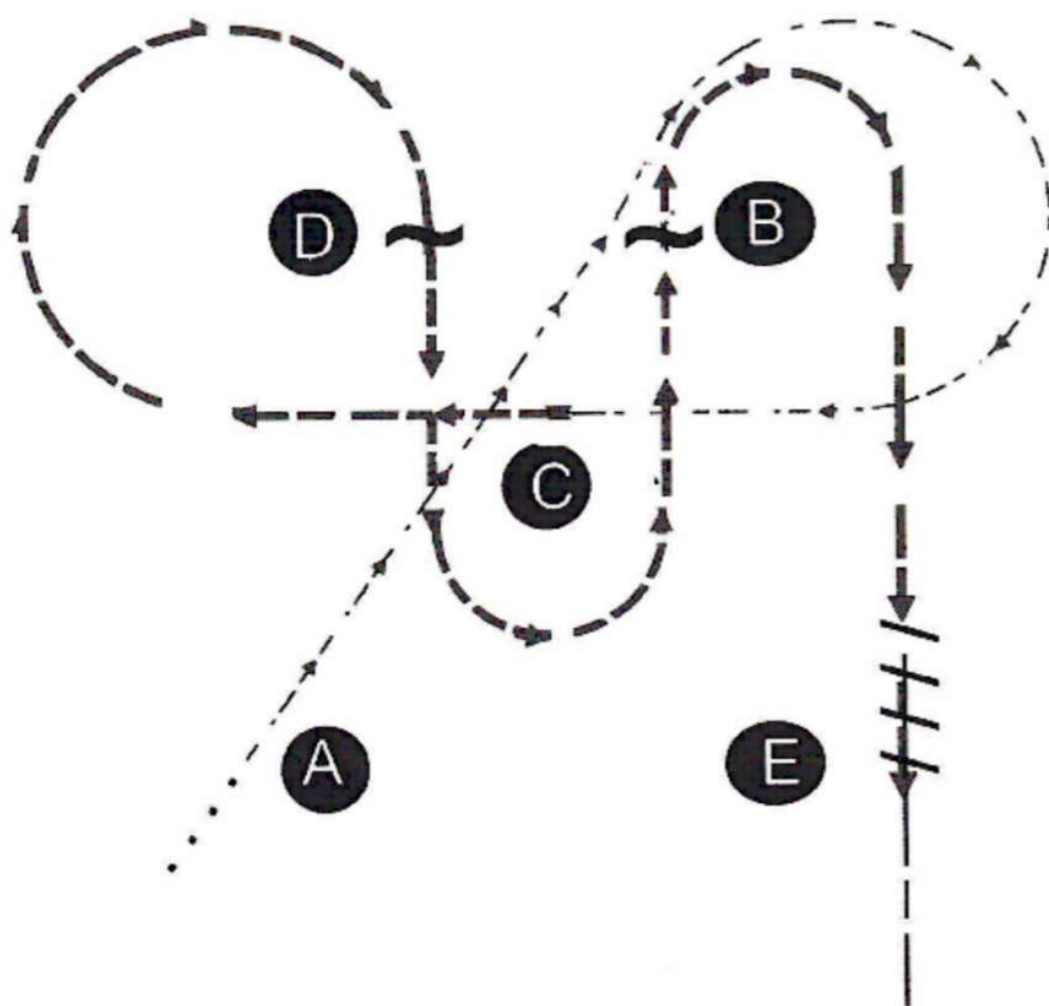
1. Walk to B.
2. Stop at B and perform a 90 degree turn to the right on the forehand.
3. Canter on the left lead to C.
4. Posting trot from C to D.
5. Canter on the right lead from D to C.
6. Posting trot from C to B.
7. Stop at B and back one horse length.

Follow the instructions of your ring steward.

Walk	-----
Trot	- - - - -
Extended Trot	— — — —
Canter	—————
Leg Yield	
Lead Change	↗ ↘
Back	←←←←←
Marker	ⓑ
Sidepass	← — — — — →
Hand Gallop	— — — —

Hunt Seat Equitation Rookie





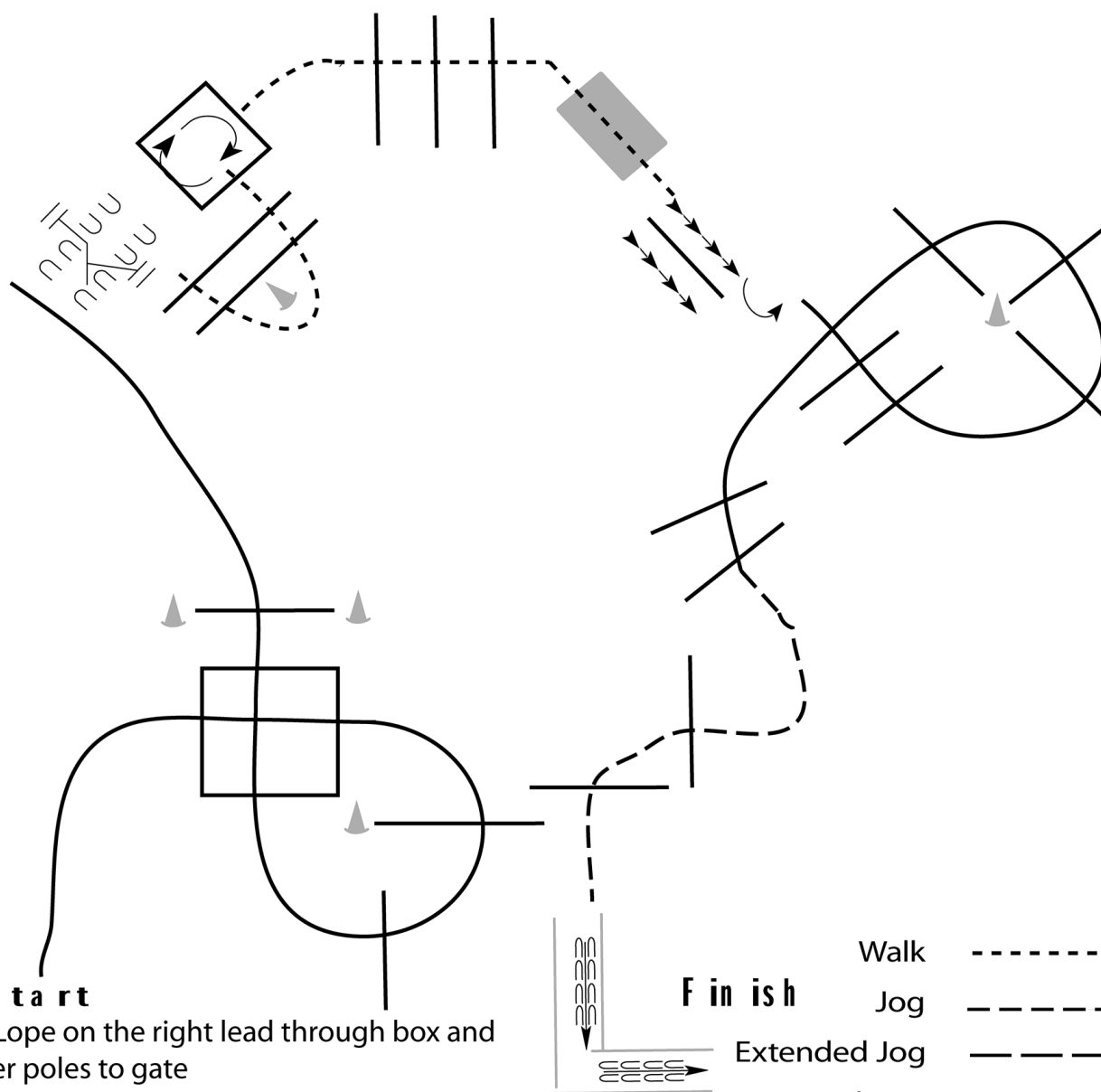
KEY

.....	WALK
-----	POSTING TROT
—————	EXTENDED TROT
- - - - -	SITTING TROT
///////	BACK
~	CHANGE DIAGONALS

INSTRUCTIONS

1. Begin before A. Walk to A. Pick up sitting trot and go around B.
2. At C pick up rising trot left diagonal.
3. Beside D change to right diagonal.
4. Beside B change to left diagonal.
5. Continue rising trot to E stop and back 4 steps. Exit pattern at sitting trot.

Trail Open



Start

1. Lope on the right lead through box and over poles to gate
2. Right hand push gate
3. Walk over elevated poles and into box
4. 1 1/4 turn to the right in the box
5. Walk over poles and over bridge
6. Side pass log to the left
7. Lope on the left lead over poles
8. Jog over poles to L
9. Back the L to finish

Finish

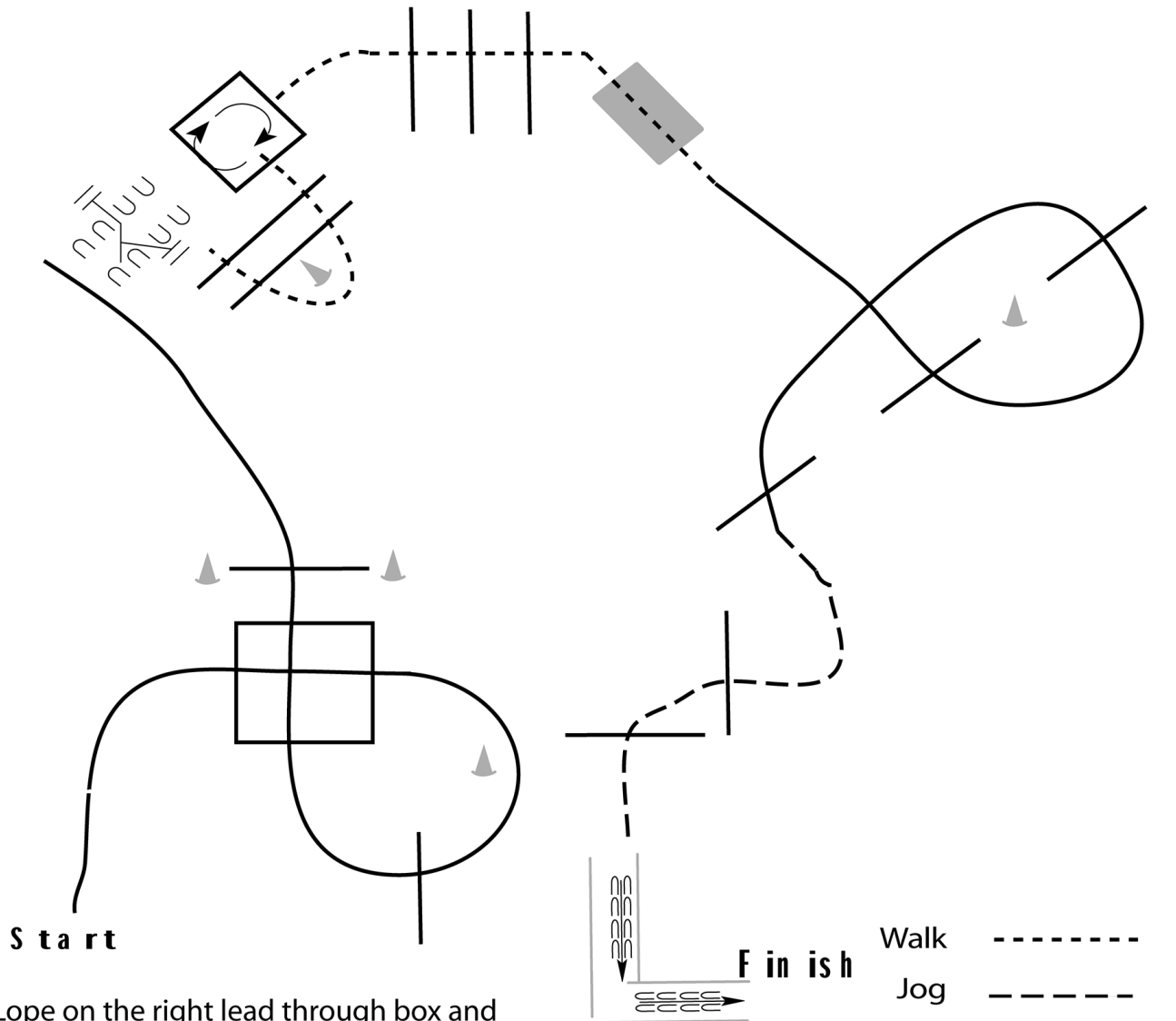
Walk	-----
Jog	- - - - -
Extended Jog	- . - . -
Lope	=====
Leg Yield	
Lead Change	///
Back	~~~~~
Marker	(B)
Sidepass	←-----→

[T/3-12]

Pattern Provided by:

Trail

Novice Amateur, Novice Youth, Level 1 Open

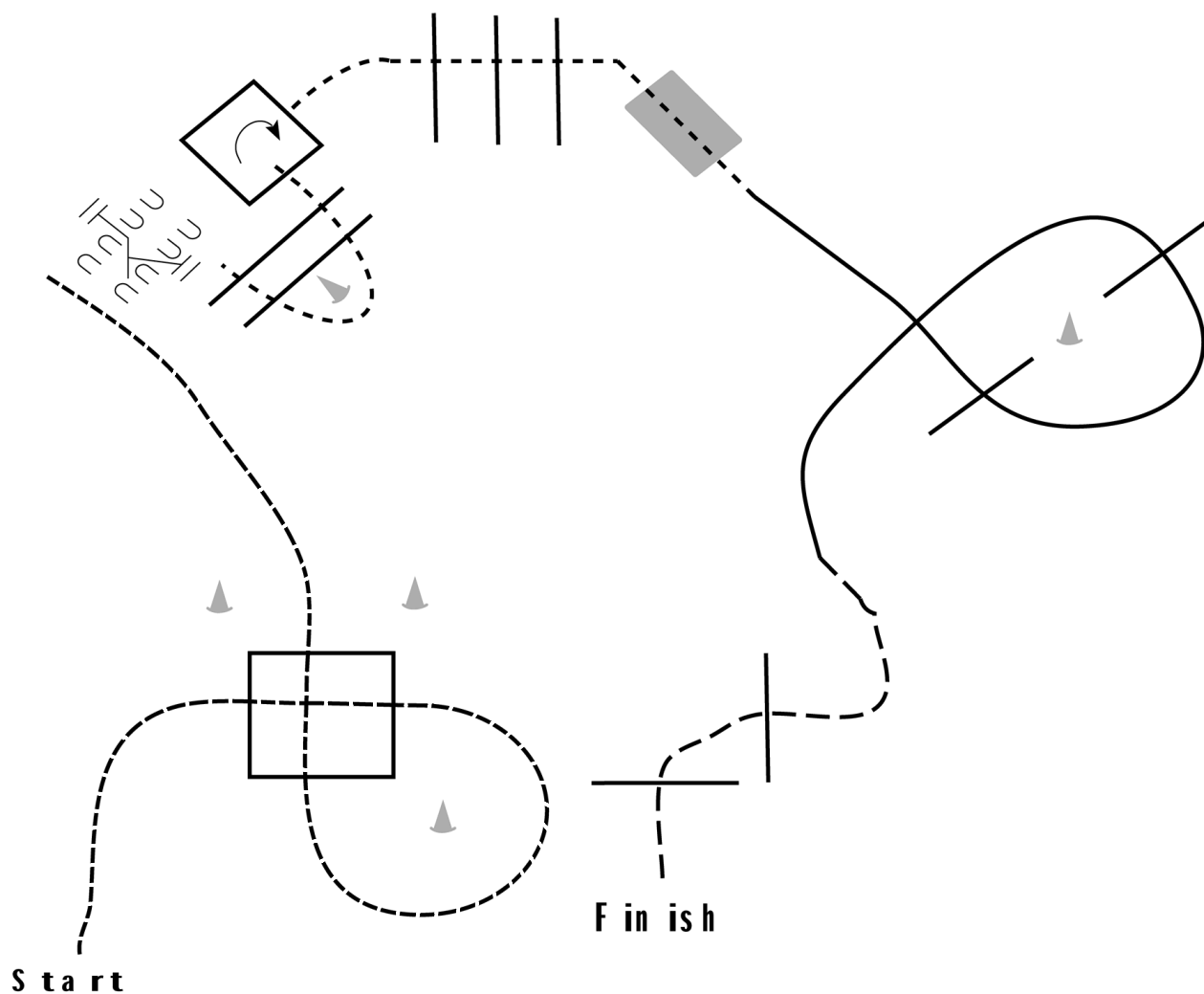


1. Lope on the right lead through box and over poles to gate
2. Right hand push gate
3. Walk over elevated poles and into box
4. 1 1/4 turn to the right in the box
5. Walk over poles and over bridge
6. Lope on the left lead over poles
7. Jog over poles to L
8. Back the L to finish

[T/2-11]

Pattern Provided by:

Trail Rookie



1. Jog through box to gate

2. Right hand push gate

3. Walk over poles and into box

4. 1/4 turn to the right in the box

5. Walk over poles and over bridge

6. Lope on the left lead over poles

7. Jog over poles to finish

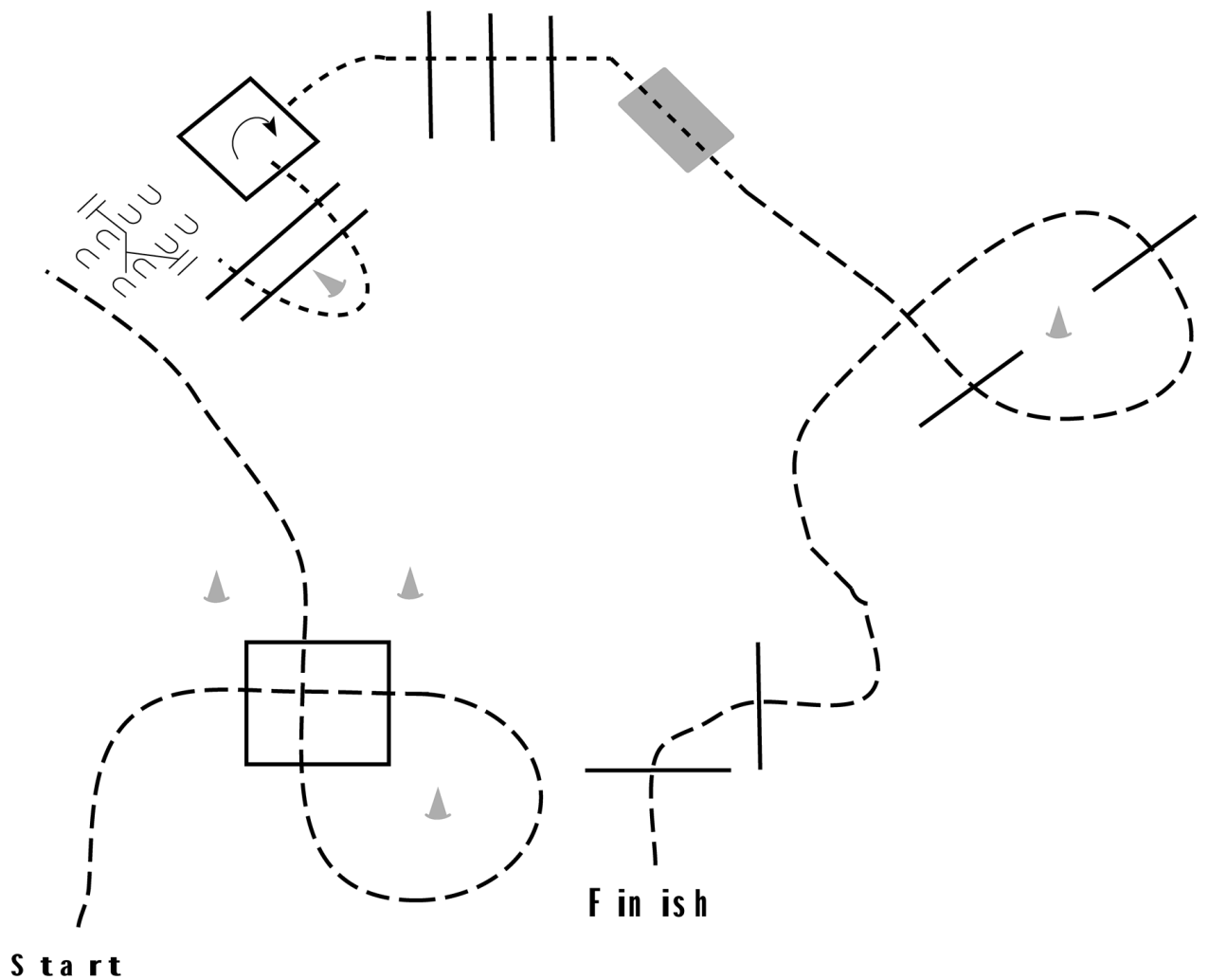
Walk	-----
Jog	- - - - -
Extended Jog	- - - - -
Lope	=====
Leg Yield	
Lead Change	~
Back	←←←←←
Marker	(B)
Sidepass	←-----→

[T/1-11]

Pattern Provided by:

Trail

Walk and Trot



1. Jog through the box to gate
2. Right hand push gate
3. Walk over poles and into box
4. 1/4 turn to the right in the box
5. Walk over poles and over bridge
6. Jog over poles to finish

Walk	-----
Jog	- - - - -
Extended Jog	- - - - -
Lope	—————
Leg Yield	
Lead Change	—/—
Back	←←←←←
Marker	Ⓟ
Sidepass	←-----→

[TWT-11]

Pattern Provided by: