Italien championship

Western horsemanship (NOVICE/ROOKIE)

Show Date: 09-13-2018

1. Walk A to B.
2. At B jog to C.
3. At C perform a 180 degree turn to the right.
4. Lope a half circle around D on the left lead.
5. When between D and E jog.
6. Jog a half circle around E.
7. Stop at E and perform a 180 degree turn to the left.
8. Extend the jog to F.
9. At F stop.

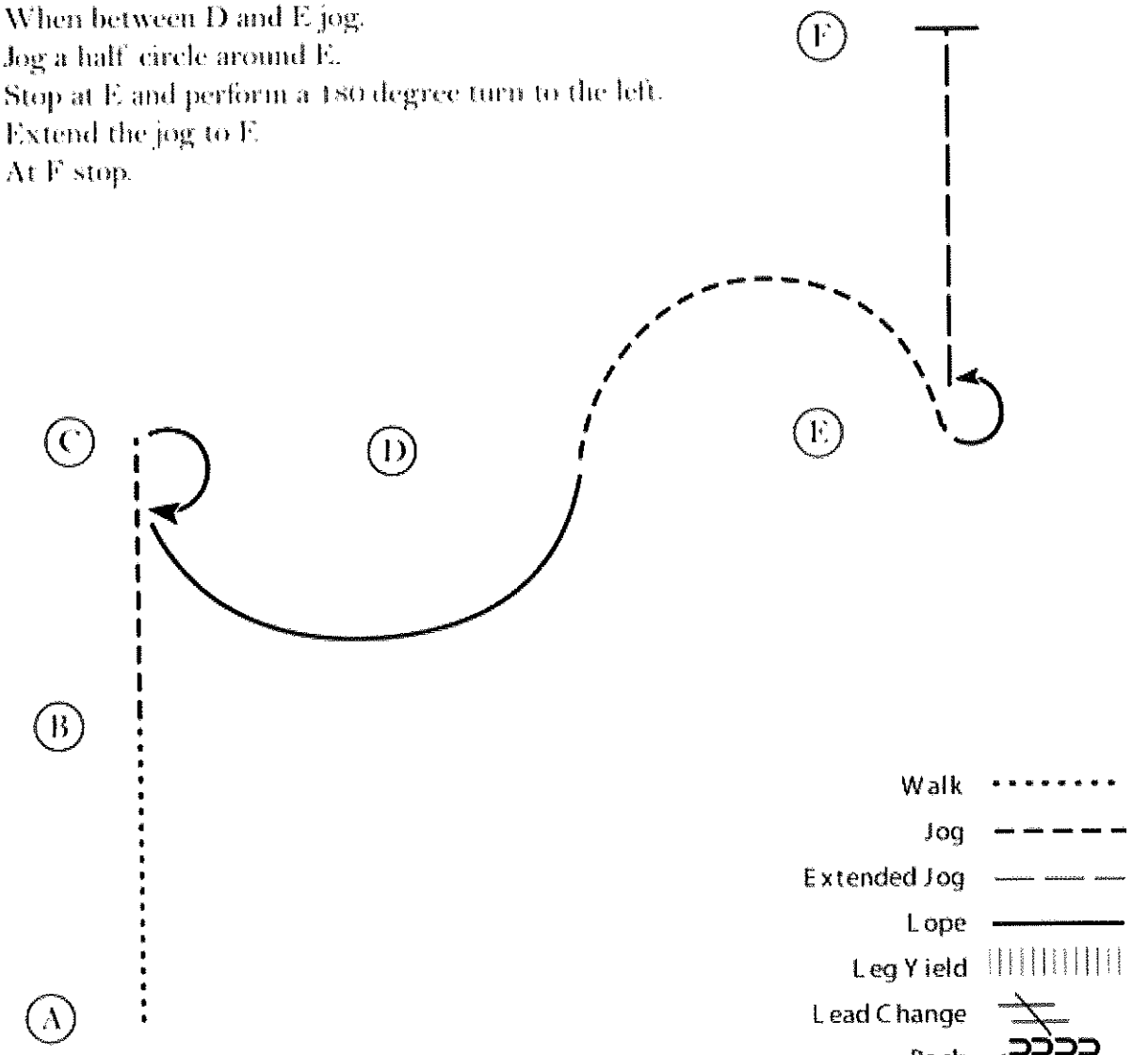

[WH/2-5]

Pattern Provided by:

Rick Lemay

©2018 HorseShowPatterns.com. All Rights Reserved

www.HorseShowPatterns.com

Italien championship

Western Horsemanship (Walk Trot)

Show Date: 09-13-2018

www.HorseShowPatterns.com

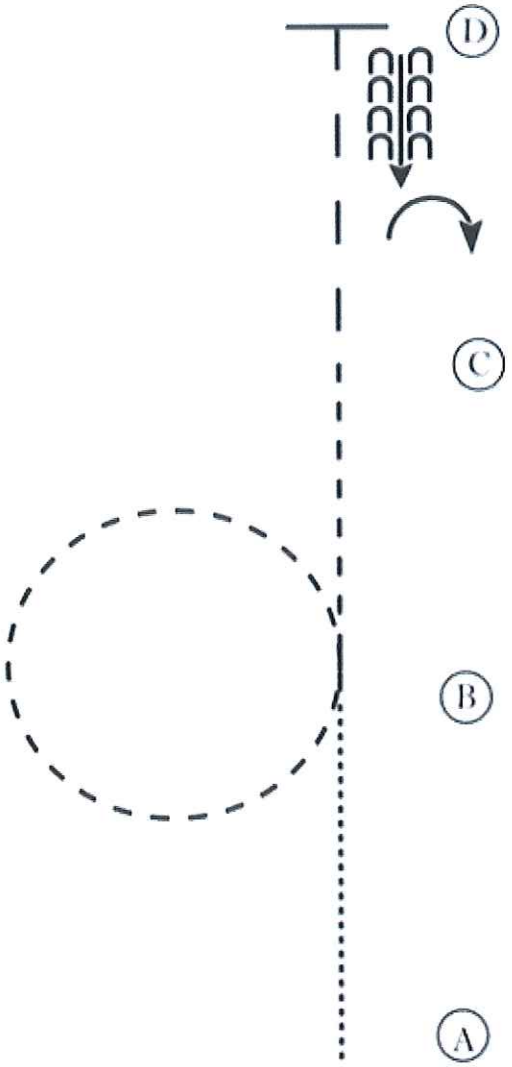

1. Walk A to B.
2. At B jog.
3. Jog a circle at B and continue to C.
4. At C extend the jog to D.
5. At D stop and back 4 steps.
6. Turn 90 degrees to the right.

Walk
Jog
Extended Jog
Lope
Leg Yield
Lead Change
Back
Marker
Sidepass

www.HorseShowPatterns.com

[WH/WT-11]

Pattern Provided by:

Rick Lemay

©2018 HorseShowPatterns.com. All Rights Reserved.

Italien championship

Hunt Seat (Novice/ Rookie)

Show Date: 09-13-2018

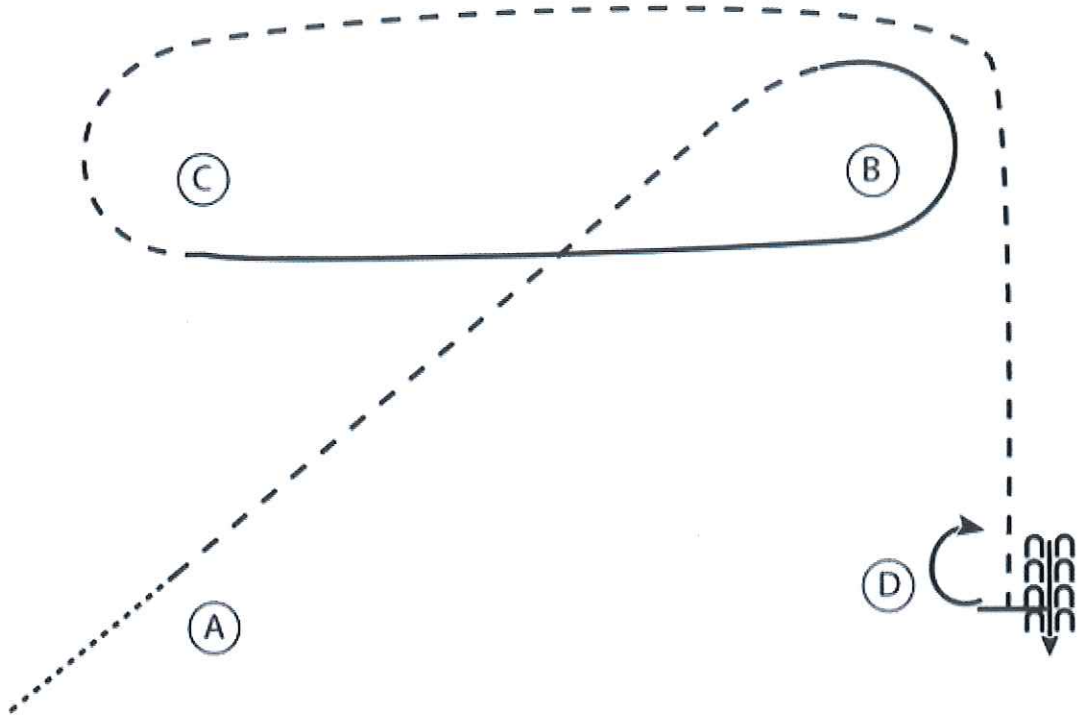

1. Walk to A
2. Sitting trot to B
3. At B canter on the right lead around B to C
4. At C posting trot around C and B to D
5. At D stop and perform a 180 degree turn to the right on the hindquarters
6. Back 4 steps

Walk
Trot
Extended Trot
Canter
Leg Yield
Lead Change
Back
Marker
Sidepass

[HSE/2-10]

Pattern Provided by:

Rick Lemay

©2018 HorseShowPatterns.com. All Rights Reserved.

www.HorseShowPatterns.com

www.HorseShowPatterns.com

Italien championship

Western horsemanship (Youth/amat

Show Date: 09-13-2018

www.HorseShowPatterns.com

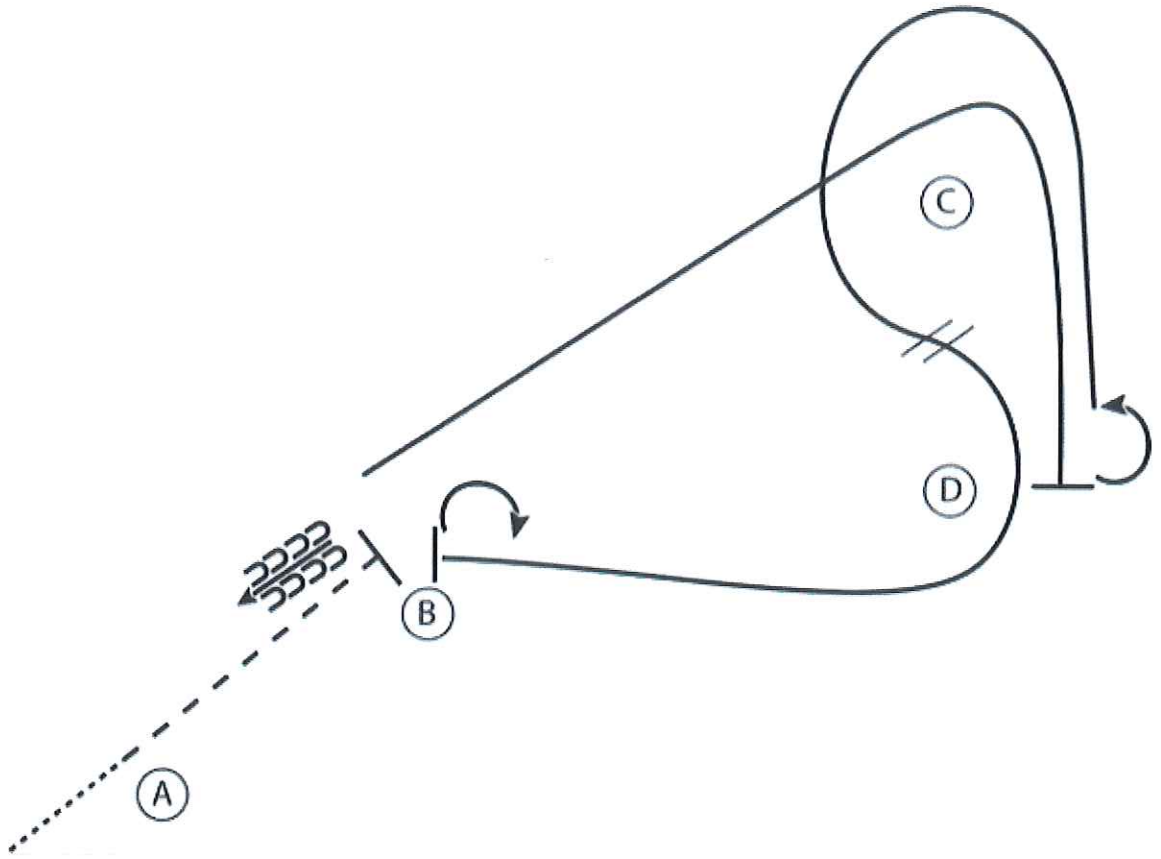

1. Walk to A
2. At A jog to B
3. Stop at B and back 4 steps
4. Lope on the right lead around C to D
5. Stop at D and perform a 180 degree turn to the left
6. Lope on the left lead around C, between C and D perform a lead change and continue around D to B
7. Stop at B and perform a 180 degree turn to the right

Walk
Jog
Extended Jog
Lope
Leg Yield
Lead Change
Back
Marker
Sidepass

www.HorseShowPatterns.com

[WH/3-9]

Pattern Provided by:

Rick Lemay

©2018 HorseShowPatterns.com. All Rights Reserved.

Hunt Seat (Walk trot)

Show Date: 09-13-2018

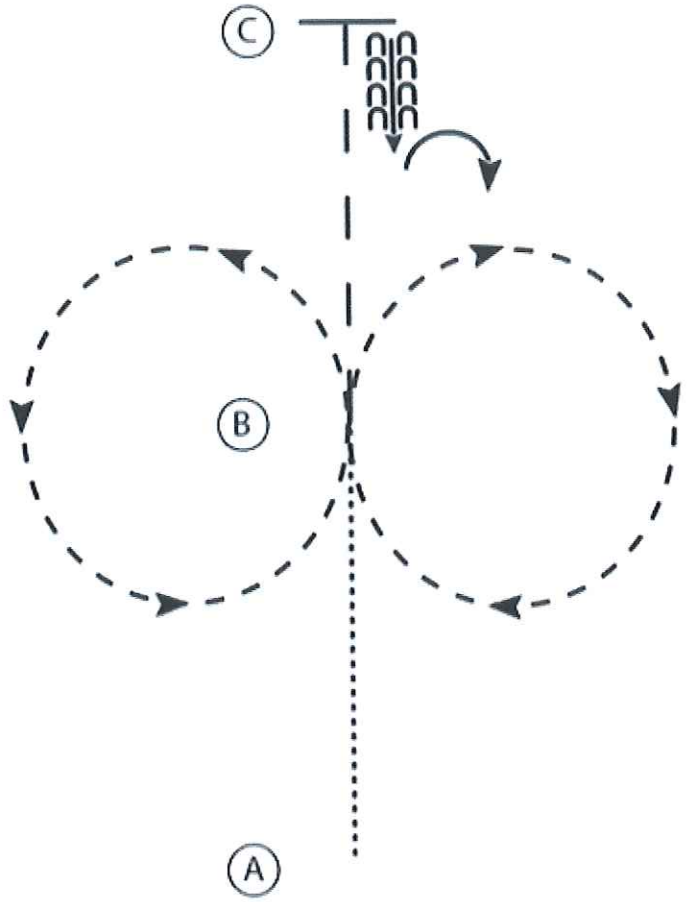

1. Walk A to B
2. Sitting trot circle to the right
3. Posting trot circle to the left
4. At B extend the trot to C
5. Stop at C and back 4 steps
6. Perform a 90 degree turn to the right

Walk
Trot
Extended Trot
Canter
Leg Yield
Lead Change
Back
Marker
Sidepass

[HSE/WT-1]

Pattern Provided by:

Rick Lemay

©2018 HorseShowPatterns.com. All Rights Reserved.

www.HorseShowPatterns.com

www.HorseShowPatterns.com

Italien championship

Hunt Seat (Youth/Amat.)

Show Date: 09-13-2018

www.HorseShowPatterns.com

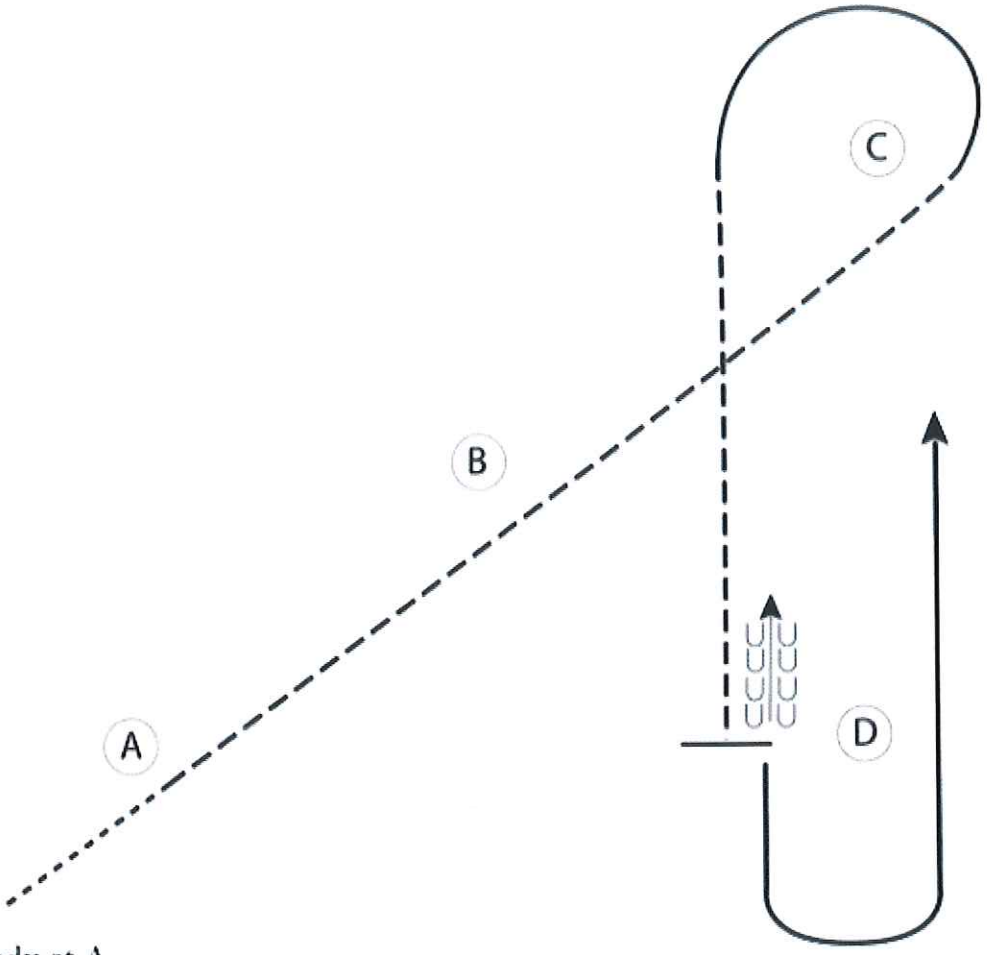

Be ready at A.

1. Walk to A.
2. Sitting trot to B.
3. Posting trot on the right diagonal from B to C.
4. At C, counter canter a half circle on the right lead and circle back around to C.
5. At C, drop to a posting trot on the left diagonal to D.
6. Stop at D and back 3 steps
7. Canter left lead to exit.

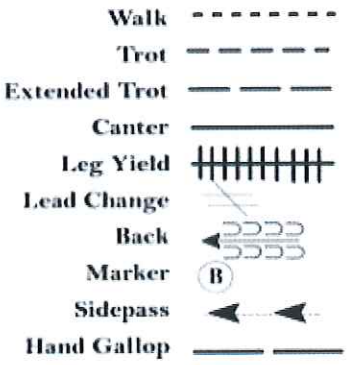

www.HorseShowPatterns.com

[HSE/3-1]

Pattern Provided by:

Rick Lemay

©2018 HorseShowPatterns.com. All Rights Reserved.

RANCH RIDING FUTURITY

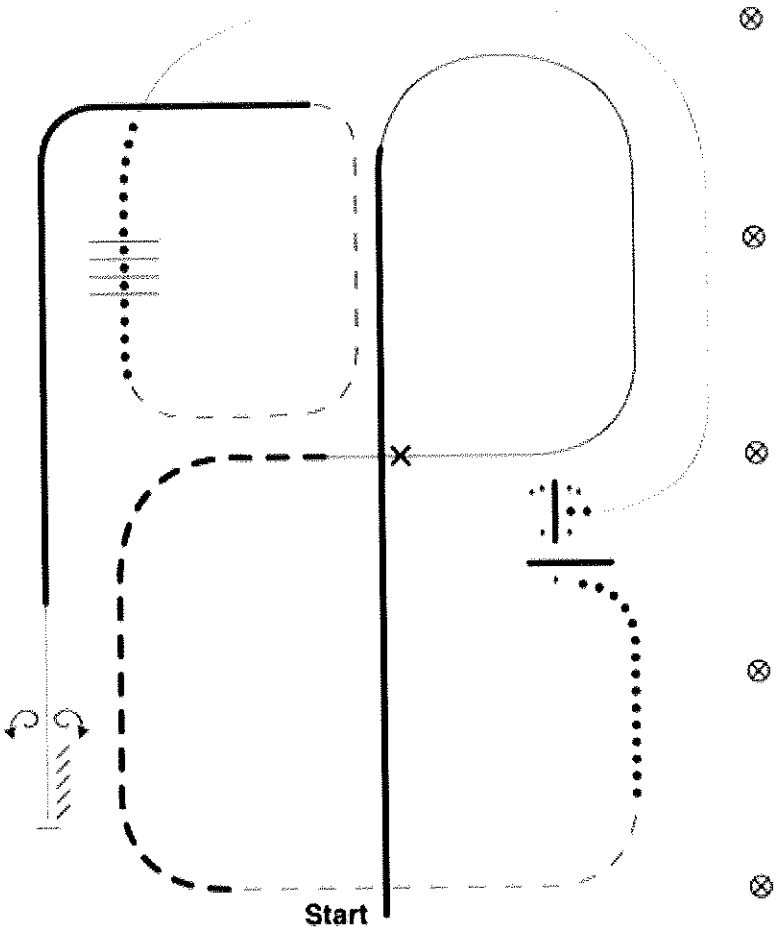

NOTE: The drawn descriptions of this pattern is only intended for the general depiction of the pattern. Exhibitors should utilize the arena space to best exhibit their horses.

1. Extended lope on right lead
2. Lope right lead
3. Change Leads
4. Extended Trot
5. Trot
6. Walk to gate
7. Right hand push gate
8. Side Pass left and ½ way to right
9. Walk across log & lope on left lead
10. Walk
11. Walk over logs
12. Trot
13. Extend lope (left lead), collect to lope
14. Stop & Back
15. 360 both directions (either direction first)
16. Exit

ITALIAN CHAMPIONSHIP
RANCH RIDING OPEN / YOUTH / AMATEUR

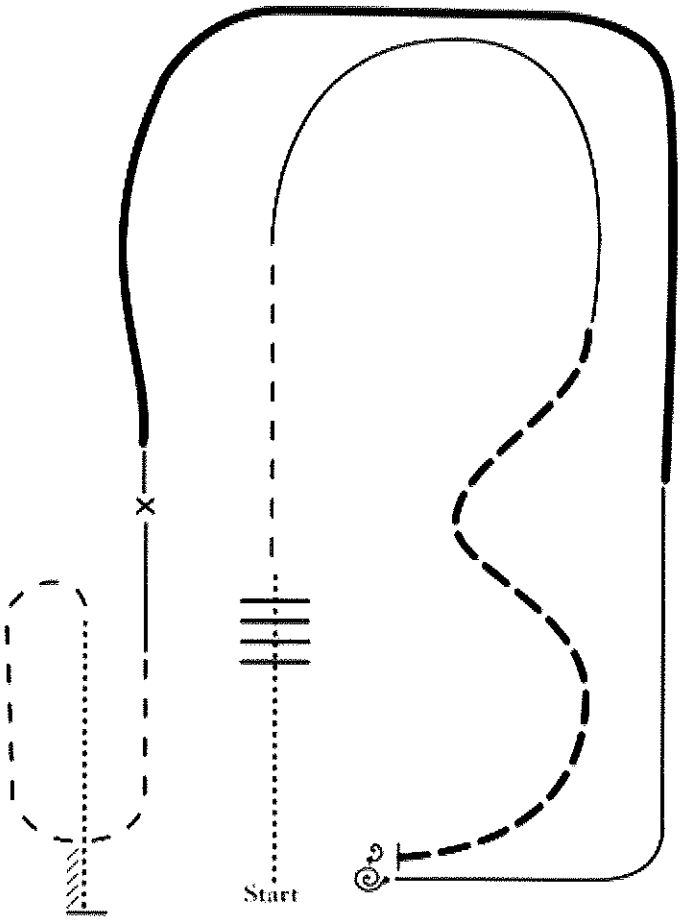

1. Walk
2. Walk over logs
3. Trot
4. Right lead lope
5. Serpentine at extended trot, stop
6. 360° right, 1 1/2 left
7. Left lead lope
8. Extended lope around end
9. Slow to the lope, change leads
10. Trot
11. Walk
12. Stop and back

Note: The drawn description of this pattern is only intended for the general depictions of the pattern. Contestants should utilize the arena space to best exhibit their horses.

Italien championship

showmanship (youth/amat.)

Show Date: 09-13-2018

www.HorseShowPatterns.com

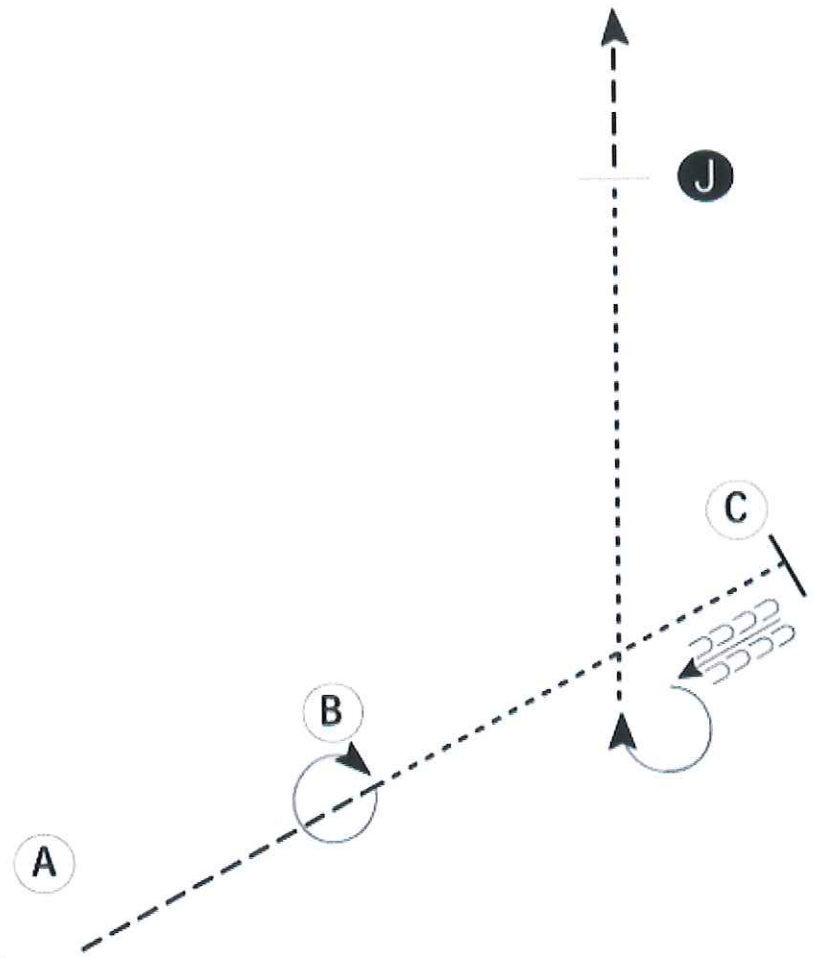

Be ready at A.

1. Trot from A to B.
2. Stop and perform a 360 degree turn.
3. Walk to C. Stop and back five steps.
4. Perform a 300 degree turn.
5. Walk until even with the Judge. Stop and set up for inspection.
6. When dismissed trot to the line-up.

Walk
Trot
Back
Marker (B)
Judge (J)

www.HorseShowPatterns.com

[S/3-10]

Pattern Provided by:

Rick Lemay

©2018 HorseShowPatterns.com. All Rights Reserved.

Italien championship

showmanship (novice/rookie/walk trot)

Show Date: 09-13-2018

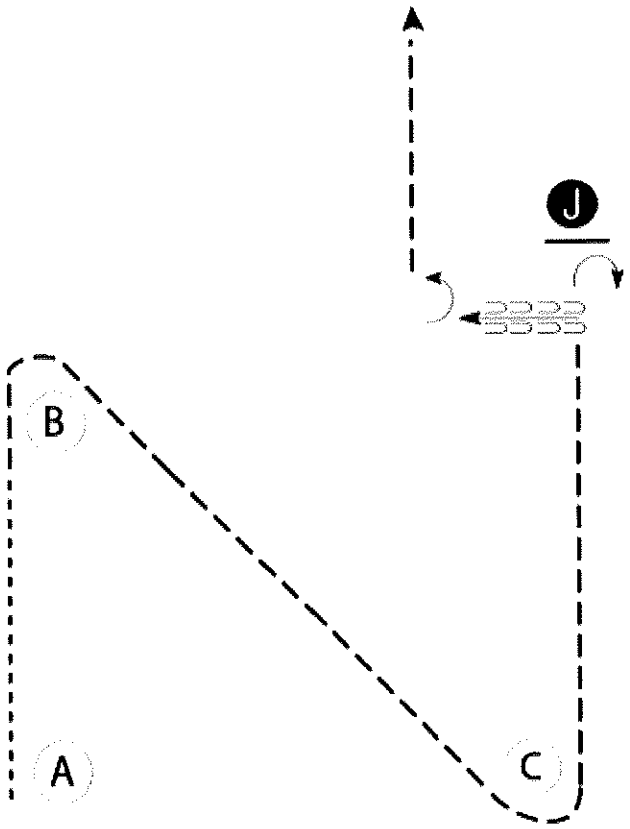

Be ready at A.

1. Walk to B.
2. Trot around B and C and straight to judge.
3. Stop and set up for inspection.
4. When dismissed, turn 1/4 turn to the right.
5. Back one horse length.
6. Perform a 90 degree pull turn left.
7. Trot straight away to finish.

Walk
Trot
Back
Marker B
Judge J

[S/2-22]

Pattern Provided by:

Rick Lemay

©2018 HorseShowPatterns.com. All Rights Reserved.

www.HorseShowPatterns.com

AIQH Championship 20·FINAL·18

Western riding (Novice)

Show Date: 09-13-2018

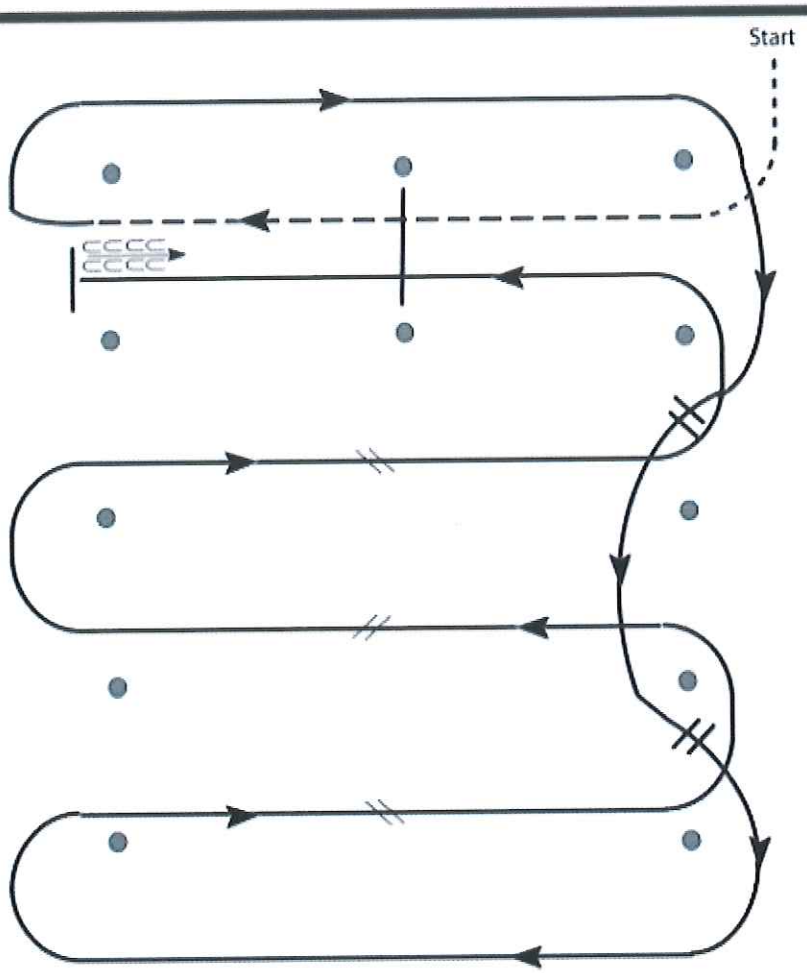

1. Walk, transition to jog, jog over log.
2. Transition to right lead and lope around end.
3. First line change.
4. Second line change. Lope around end of arena.
5. First crossing change.
6. Second crossing change.
7. Third crossing change.
8. Lope over log.
9. Lope, stop and back.

www.HorseShowPatterns.com

www.HorseShowPatterns.com

[WR/GP-4]

Pattern Provided by:

Rick Lemay

©2018 HorseShowPatterns.com. All Rights Reserved.

Western Riding (Open/Amat/Youth)

Show Date: 09-13-2018

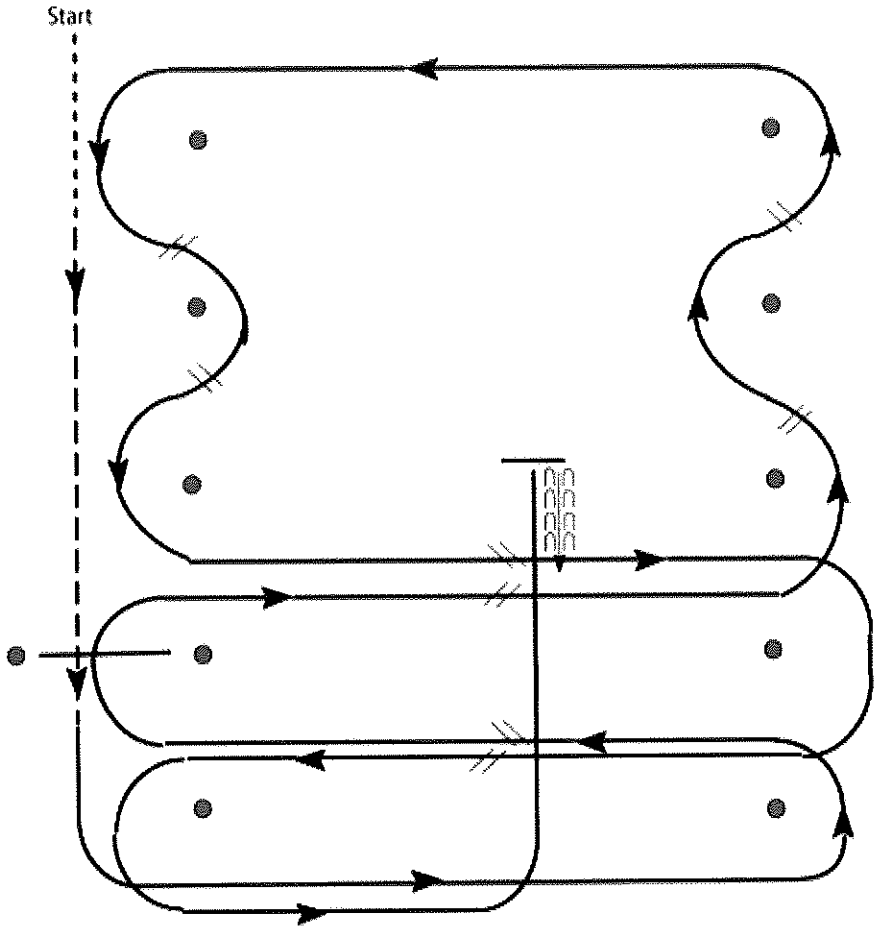

1. Walk, transition to jog, jog over log.
2. Transition to left.
3. First crossing change.
4. Lope over log.
5. Second crossing change.
6. First line change.
7. Second line change.
8. Third line change.
9. Fourth line change.
10. Third crossing change.
11. Fourth crossing change.
12. Lope up the center, stop and back.

[WR/OP-3]

Pattern Provided by:

Rick Lemay

©2018 HorseShowPatterns.com. All Rights Reserved

www.HorseShowPatterns.com

www.HorseShowPatterns.com

ITALIAN CHAMPIONSHIP
RANCH RIDING
ALL NOVICE ALL ROOKIE

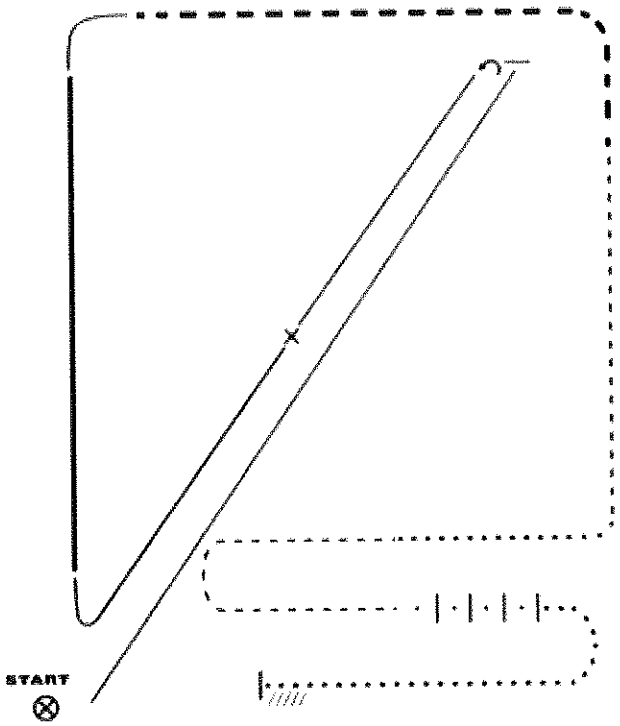

1. Right lead lope up arena
2. Stop and roll back to the left
3. Left lead lope down the arena
4. Change leads and continue loping around corner
5. Extended lope up arena, collect
6. Extended trot
7. Trot
8. Walk
9. Trot
10. Walk over logs
11. Walk
12. Stop and back

NOTE: The drawn description of this pattern is only intended for the general description of the pattern. Contestants should utilize the arena space to best exhibit their horses.

TRAIL FUTURITY

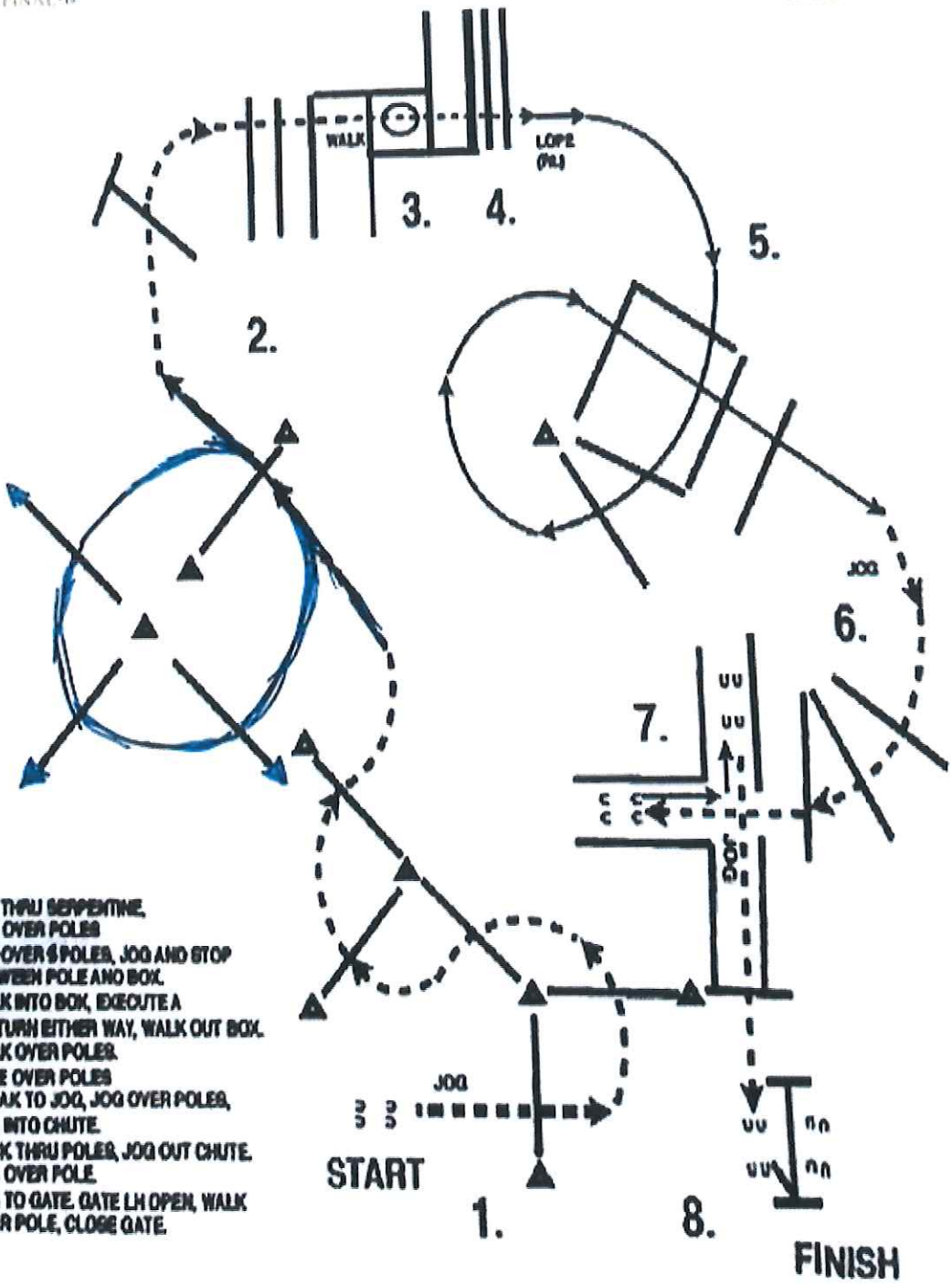

1. JOG THRU SERPENTINE, JOG OVER POLES
2. eft Lope OVER 5 POLES, JOG AND STOP BETWEEN POLE AND BOX.
3. WALK INTO BOX, EXECUTE A 360 TURN EITHER WAY, WALK OUT BOX.
4. WALK OVER POLES.
5. LOPE OVER POLES
6. BREAK TO JOG, JOG OVER POLES, JOG INTO CHUTE.
7. BACK THRU POLES, JOG OUT CHUTE. JOG OVER POLE.
8. JOG TO GATE. GATE LH OPEN, WALK OVER POLE, CLOSE GATE.

TRAIL ALL NOVICE ALL ROOKIE

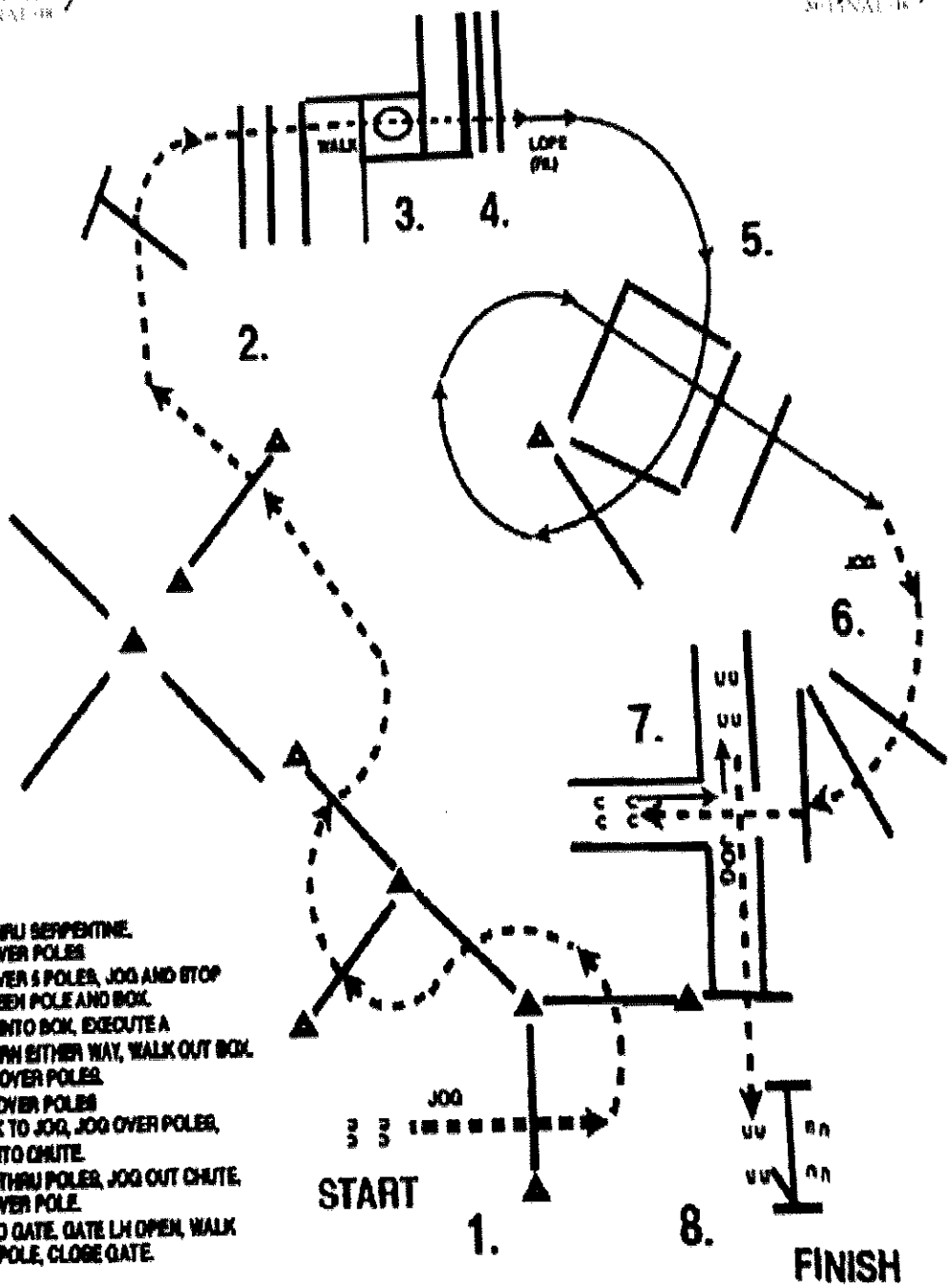

1. JOG THRU SERPENTINE. JOG OVER POLES
2. JOG OVER 5 POLES, JOG AND STOP BETWEEN POLE AND BOX.
3. WALK INTO BOX, EXECUTE A 360 TURN EITHER WAY, WALK OUT BOX.
4. WALK OVER POLES.
5. LOPE OVER POLES
6. BREAK TO JOG, JOG OVER POLES, JOG INTO CHUTE.
7. BACK THRU POLES, JOG OUT CHUTE, JOG OVER POLE.
8. JOG TO GATE. GATE LH OPEN, WALK OVER POLE, CLOSE GATE.

TRAIL OPEN /AMATEUR / YOUTH

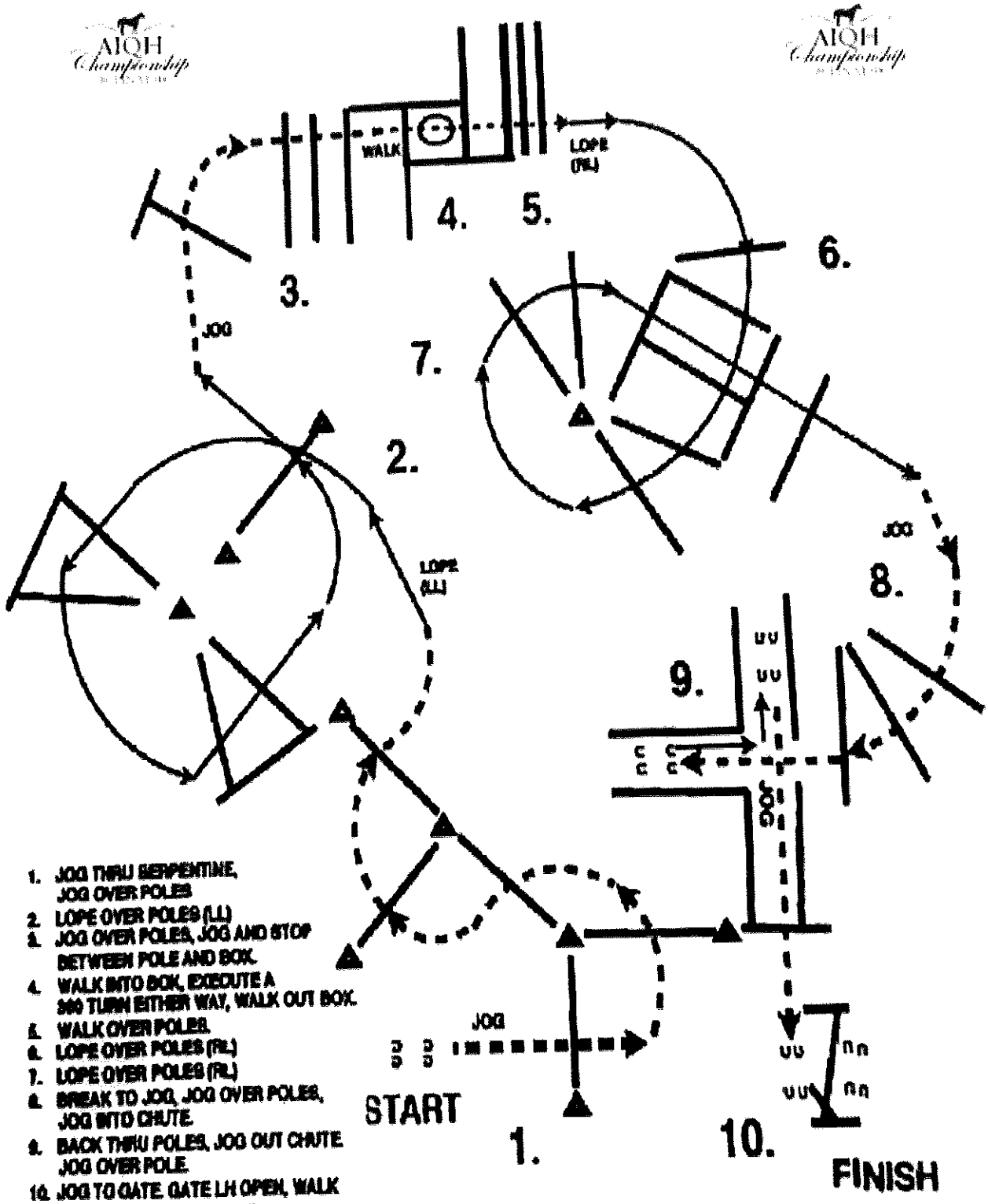

1. JOG THRU SERPENTINE, JOG OVER POLES
2. LOPE OVER POLES (LL)
3. JOG OVER POLES, JOG AND STOP BETWEEN POLE AND BOX.
4. WALK INTO BOX, EXECUTE A 360 TURN EITHER WAY, WALK OUT BOX.
5. WALK OVER POLES.
6. LOPE OVER POLES (RL)
7. LOPE OVER POLES (RL)
8. BREAK TO JOG, JOG OVER POLES, JOG INTO CHUTE.
9. BACK THRU POLES, JOG OUT CHUTE. JOG OVER POLE.
10. JOG TO GATE. GATE LH OPEN, WALK OVER POLE, CLOSE GATE.

TRAIL WALK & TROT

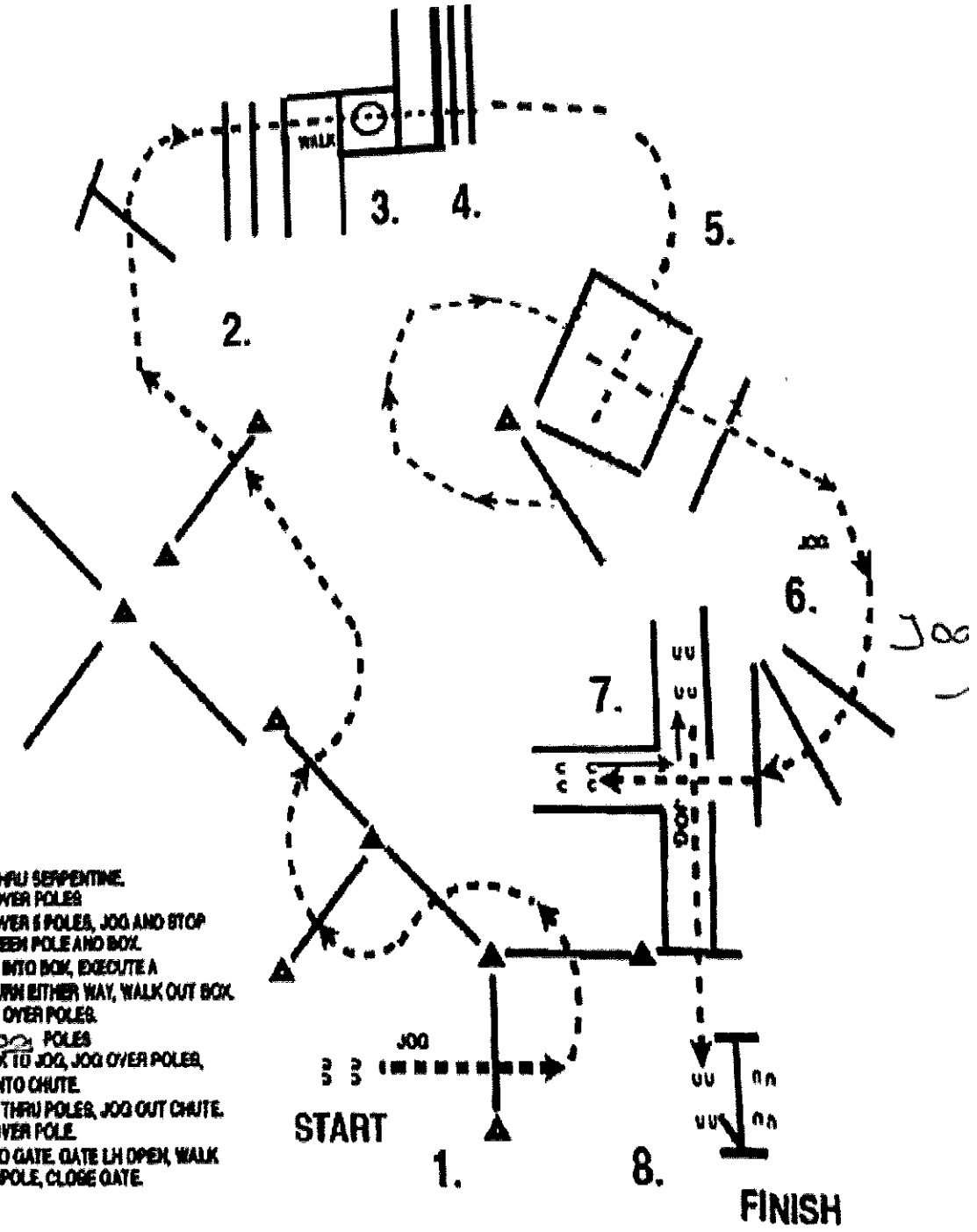

1. JOG THRU SERPENTINE. JOG OVER POLES
2. JOG OVER 5 POLES, JOG AND STOP BETWEEN POLE AND BOX.
3. WALK INTO BOX, EXECUTE A 360 TURN EITHER WAY, WALK OUT BOX.
4. WALK OVER POLES.
5. JOG POLES
6. BREAK TO JOG, JOG OVER POLES, JOG INTO CHUTE.
7. BACK THRU POLES, JOG OUT CHUTE. JOG OVER POLE.
8. JOG TO GATE. GATE LH OPEN, WALK OVER POLE, CLOSE GATE.