AQHA - AIQH

BLUE FLOWERS

in the arena

TUSCANY APRIL 27-29 2018

AQHA/AIQH Show

REINING MATURITY

Show Date: 27.- 29.04.2018

AIQH MATURITY

www.HorseShowPatterns.com

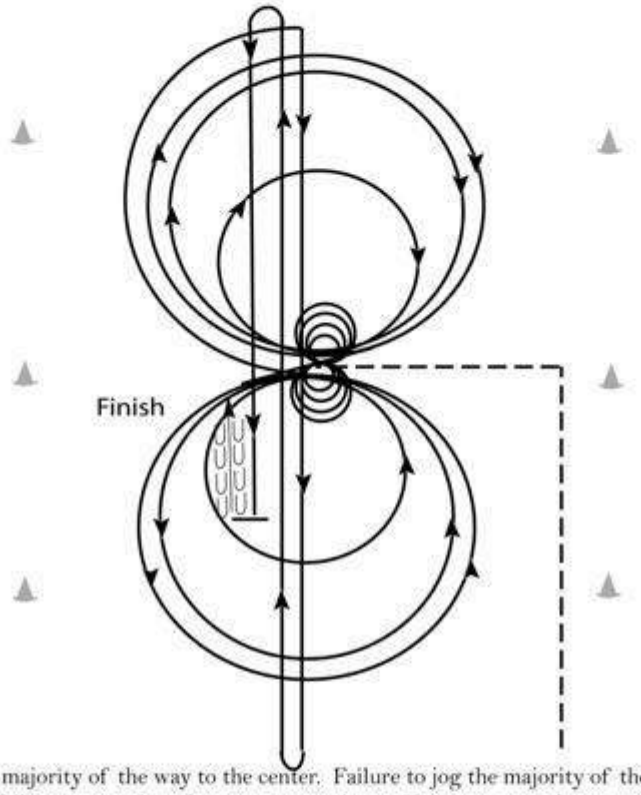

Horses must jog the majority of the way to the center. Failure to jog the majority of the way to the center will result in a 0 for failure to complete the pattern as written. Horses must wal or stop prior to starting pattern. Begin at the center of the arena facing the left wall or fence.

1. Complete four spins to the left. Hesitate.
2. Complete four spins to the right. Hesitate.
3. Beginning on the right lead, complete three circles to the right; the first small and slow; the next two circles large and fast. Change leads at the center of the arena.
4. Complete three circles to the left; the first small and slow; the next two circles large and fast. Change leads at the center of the arena.
5. Begin a large circle to the right, but do not close this circle. Run down the center of the arena past the end marker and do a right rollback - no hesitation. C
6. Run up the middle to the opposite end of the arena past the end marker and do a left rollback - no hesitation.
7. Run past the center marker and do a sliding stop. Back up to the center of the arena or at least 10 feet (3m). Hesitate to demonstrate completion of pattern.

www.HorseShowPatterns.com

[R/AQHAP-11]

Pattern Provided by:

Juergen von Bistram

©2018 HorseShowPatterns.com. All Rights Reserved.

AQHA/AIQH Show

Hunt Seat Equitation Walk & Trot

Show Date: 27.- 29.04.2018

AQHA / AIQH REGIONAL

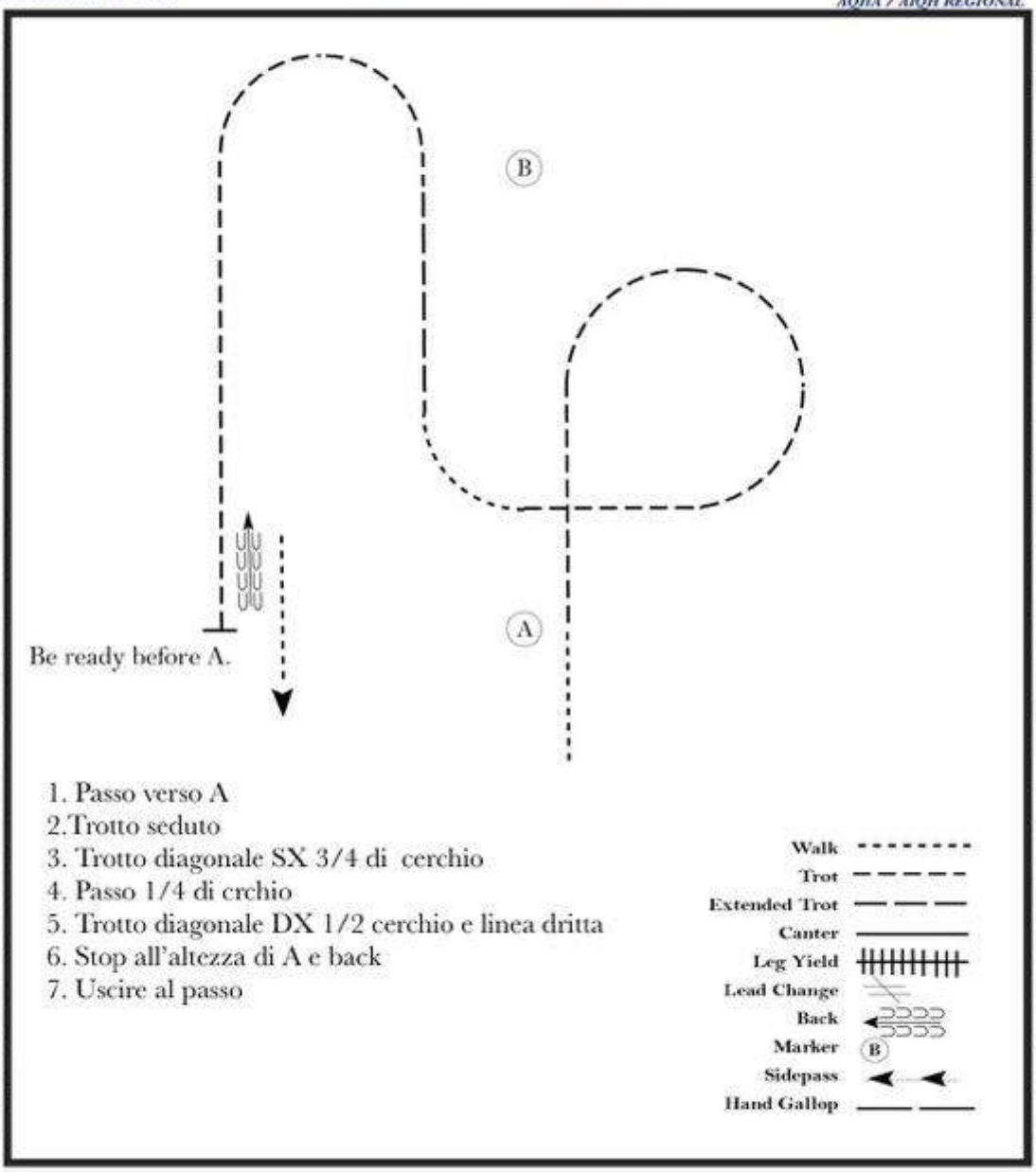

1. Passo verso A
2. Trotto seduto
3. Trotto diagonale SX 3/4 di cerchio
4. Passo 1/4 di crchio
5. Trotto diagonale DX 1/2 cerchio e linea dritta
6. Stop all'altezza di A e back
7. Uscire al passo

[HSE/1-59]

Pattern Provided by:

Juergen von Bistram

©2018 HorseShowPatterns.com. All Rights Reserved.

www.HorseShowPatterns.com

www.HorseShowPatterns.com

AQHA/AIQH Show

TRAIL Walk & Trot

Show Date: 27.- 29.04.2018

AQHA / AIQH REGIONAL

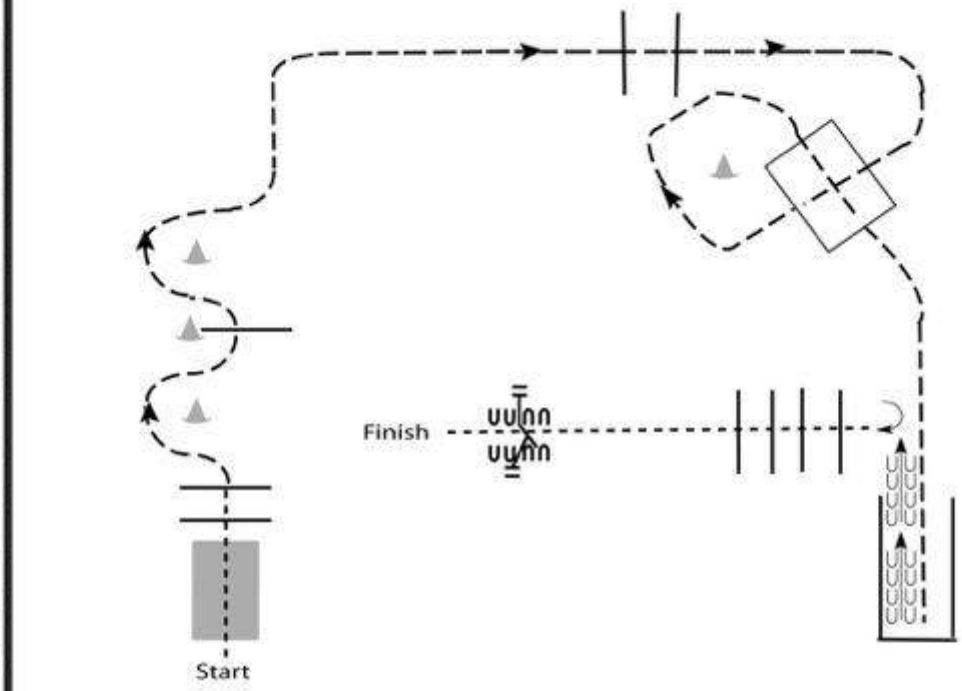

Be ready at start.

1. Passo sul ponte
2. Serpentina al trotto
3. Trotto sui pali
4. Trotto nella chute
5. Back
6. 90° e passo sui pali
7. Cancello mano SX

Walk
Jog
Extended Jog
Lope
Leg Yield
Lead Change
Back
Marker (B)
Sidepass

[T/1-6]

Pattern Provided by:

Juergen von Bistram

©2018 HorseShowPatterns.com. All Rights Reserved.

www.HorseShowPatterns.com

www.HorseShowPatterns.com

AQHA/AIQH Show

Western Horsemanship WALK & TROT

Show Date: 27.- 29.04.2018

AQHA / AIQH REGIONAL

www.HorseShowPatterns.com

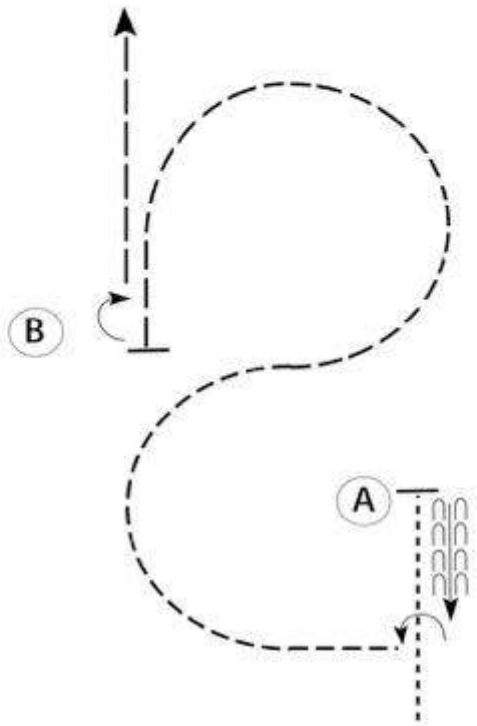

Pronti al marker A
1. Passo fino al marker A
2. Stop e back la lunghezza di un cavallo
3. 90° a sx e trotto in mezzo cerchio a dx
4. Trotto verso sx
5. Stop a B e 180° a dx
6. Trotto esteso ed uscire

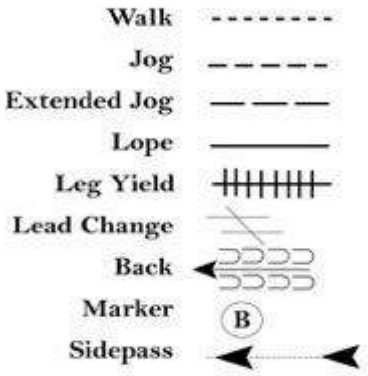

www.HorseShowPatterns.com

[WH/1-68]

Pattern Provided by:

Juergen von Bistram

©2018 HorseShowPatterns.com. All Rights Reserved.

AQHA/AIQH Show

Reining (Amateur/Youth)

Show Date: 27.- 29.04.2018

AQHA / AIQH REGIONAL

www.HorseShowPatterns.com

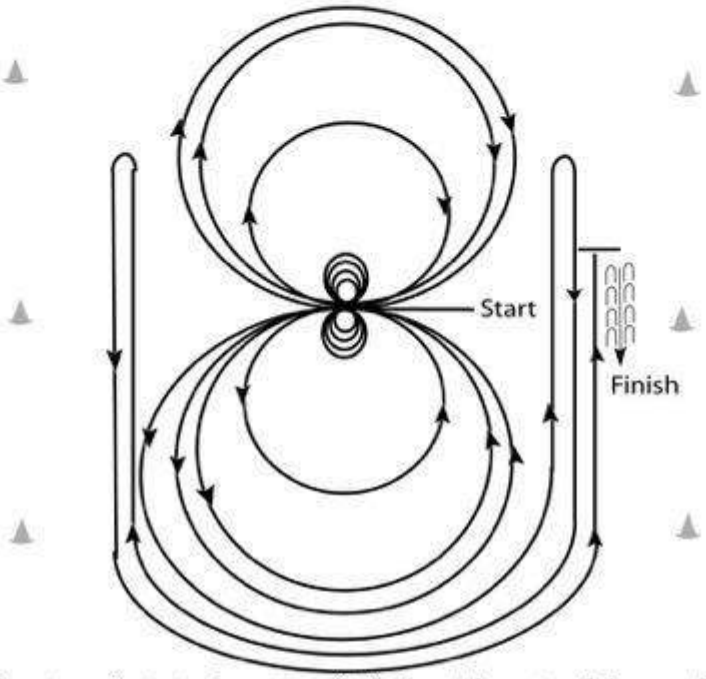

Horse must walk or stop prior to starting pattern. Beginning at the center of the arena facing the left wall or fence.

1. Complete four spins to the right.
2. Complete four spins to the left. Hesitate.
3. Beginning on the left lead, complete three circles to the left: the first two circles large and fast; the third circle small and slow. Change leads at the center of the arena.
4. Complete three circles to the right: the first two circles large and fast; the third circle small and slow. Change leads at the center of the arena.
5. Begin a large, fast circle to the left but do not close this circle. Run up the right side of the arena past the center marker and do a right rollback at least twenty feet (6.09m) from the wall or fence – no hesitation.
6. Continue back around previous circle but do not close this circle. Run up the left side of the arena past the center marker and do a left rollback at least twenty feet (6.09m) from the wall or fence – no hesitation.
7. Continue back around previous circle but do not close this circle. Run up the right side of the arena past the center marker and do a sliding stop at least twenty feet (6.09m) from the wall or fence. Back up at least ten feet (3m). Hesitate to demonstrate the completion of the pattern.

Rider may drop bridle to the designated judge.

www.HorseShowPatterns.com

[R/AQHAP-6]

Pattern Provided by:

Juergen von Bistram

©2018 HorseShowPatterns.com. All Rights Reserved.

AQHA/AIQH Show

Reining (Rookie/Novice (L1))

Show Date: 27.- 29.04.2018

AQHA / AIQH REGIONAL

www.HorseShowPatterns.com

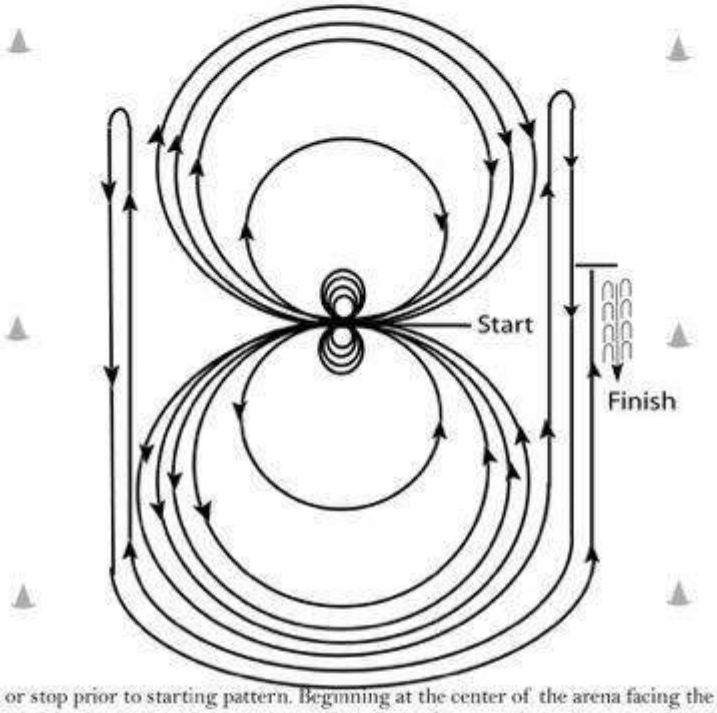

Horses must walk or stop prior to starting pattern. Beginning at the center of the arena facing the left wall or fence.

1. Beginning on the left lead, complete three circles to the left: the first two circles large and fast; the third circle small and slow. Stop at the center of the arena.
2. Complete four spins to the left. Hesitate.
3. Beginning on the right lead, complete three circles to the right: the first two circles large and fast; the third circle small and slow. Stop at the center of the arena.
4. Complete four spins to the right. Hesitate.
5. Beginning on the left lead, run a large fast circle to the left, change leads at the center of the arena, run a large fast circle to the right, and change leads at the center of the arena.
6. Continue around previous circle to the left but do not close this circle. Run up the right side of the arena past the center marker and do a right rollback at least twenty feet (6.09m) from the wall or fence – no hesitation.
7. Continue around previous circle but do not close this circle. Run up the left side of the arena past the center marker and do a left rollback at least twenty feet (6.09m) from the wall or fence – no hesitation.
8. Continue back around previous circle but do not close this circle. Run up the right side of the arena past the center marker and do a sliding stop at least twenty feet (6.09m) from the wall or fence. Back up at least ten feet (3m). Hesitate to demonstrate completion of the pattern.

Rider may drop bridle to the designated judge.

www.HorseShowPatterns.com

[R/AQHAP-5]

Pattern Provided by:

Juergen von Bistram

©2018 HorseShowPatterns.com. All Rights Reserved.

AQHA/AIQH Show

R. RIDING MATURITY

Show Date: 27.- 29.04.2018

AIQH MATURITY

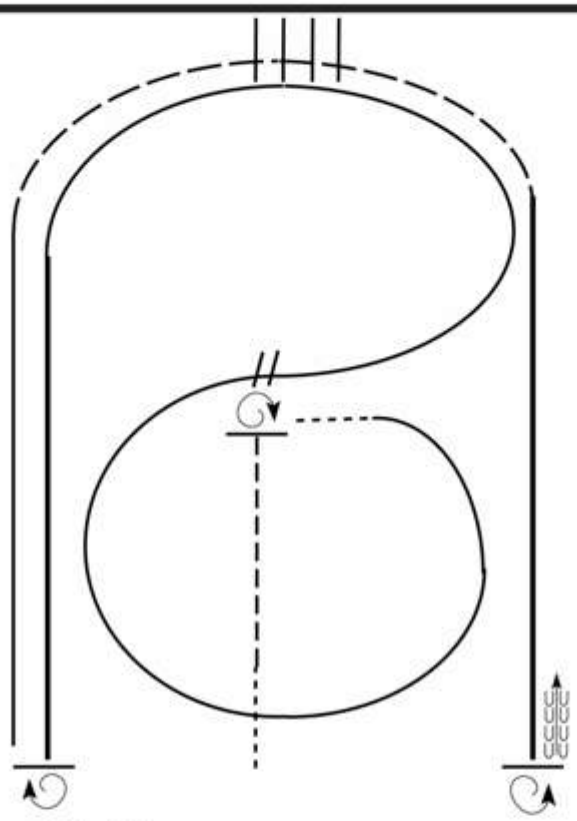

1. Walk
2. Jog
3. Stop, do a 1 1/4 turn to the right
4. Walk. Then, lope small circle on the right lead
5. Change leads, (simple or flying) lope left lead around end of the arena
6. Extend the lope on the left lead
7. Stop, do a 2 1/2 turns right
8. Lope straight on the right lead
9. Extend the jog around end of the arena across poles/logs
10. Extend the lope on right lead
11. Stop, do 2 turns left
12. Back

Walk
Jog
Extended Jog
Lope
Lead Change
Back
Marker (B)

www.HorseShowPatterns.com

www.HorseShowPatterns.com

[RR/6]

Pattern Provided by:

Juergen von Bistram

©2018 HorseShowPatterns.com. All Rights Reserved.

AQHA/AIQH Show

Ranch Riding (Open/Amateur/Youth)

Show Date: 27.- 29.04.2018

AQHA / AIQH REGIONAL

www.HorseShowPatterns.com

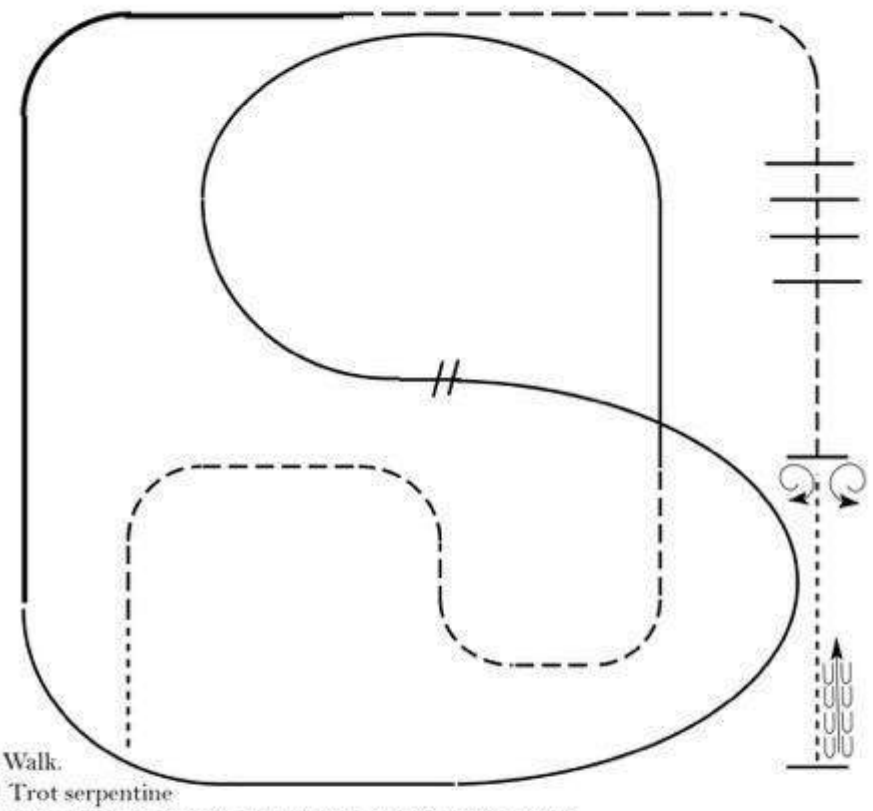

1. Walk.
2. Trot serpentine
3. Lope left lead around end of arena and then diagonally across arena.
4. Change leads (simple or flying) and
5. Lope on the right lead around end of the arena.
6. Extend lope on the straight away around corner to center of arena.
7. Extend trot around corner of arena
8. Collect to a trot
9. Trot over poles
10. Stop do a 360 turn each direction (either direction 1st)
11. Walk, stop and back.

Walk - - - - - - - -
Jog – – – – –
Extended Jog — — —
Lope ———
Lead Change
Back
Marker (B)

www.HorseShowPatterns.com

[RR/4]

Pattern Provided by:

Juergen von Bistram

©2018 HorseShowPatterns.com. All Rights Reserved.

AQHA/AIQH Show

Ranch Riding (Rookie/Novice (L1))

Show Date: 27.- 29.04.2018

AQHA / AIQH REGIONAL

www.HorseShowPatterns.com

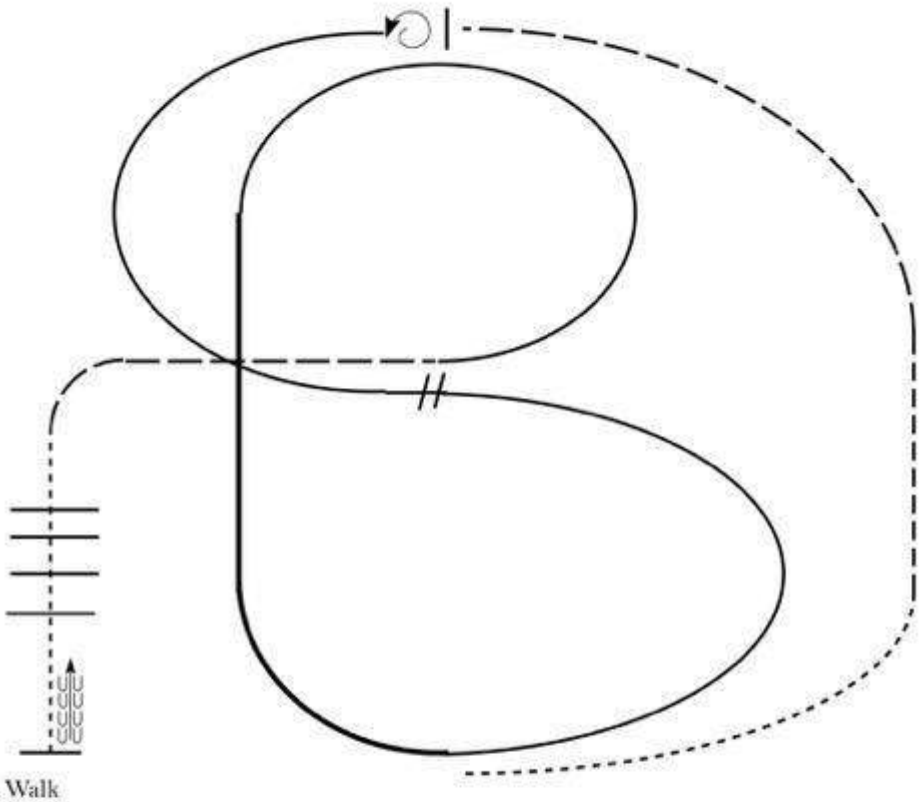

1. Walk
2. Trot
3. Extend the trot, at the top of the arena, stop
4. 360 degree turn to the left
5. Left lead 1/2 circle, lope to the center
6. Change leads (simple or flying)
7. Right lead 1/2 circle
8. Extended lope up the long side of arena (right lead)
9. Collect back to a lope around the top of the arena and back to center
10. Break down to an extended trot
11. Walk over poles.
12. Stop and back

Walk
Jog
Extended Jog
Lope
Lead Change
Back
Marker B

www.HorseShowPatterns.com

[RR/1]

Pattern Provided by:

Juergen von Bistram

©2018 HorseShowPatterns.com. All Rights Reserved.

AQHA/AIQH Show

Western Riding (Open/Amateur/Youth)

Show Date: 27.- 29.04.2018

AQHA /AIQH REGIONAL

www.HorseShowPatterns.com

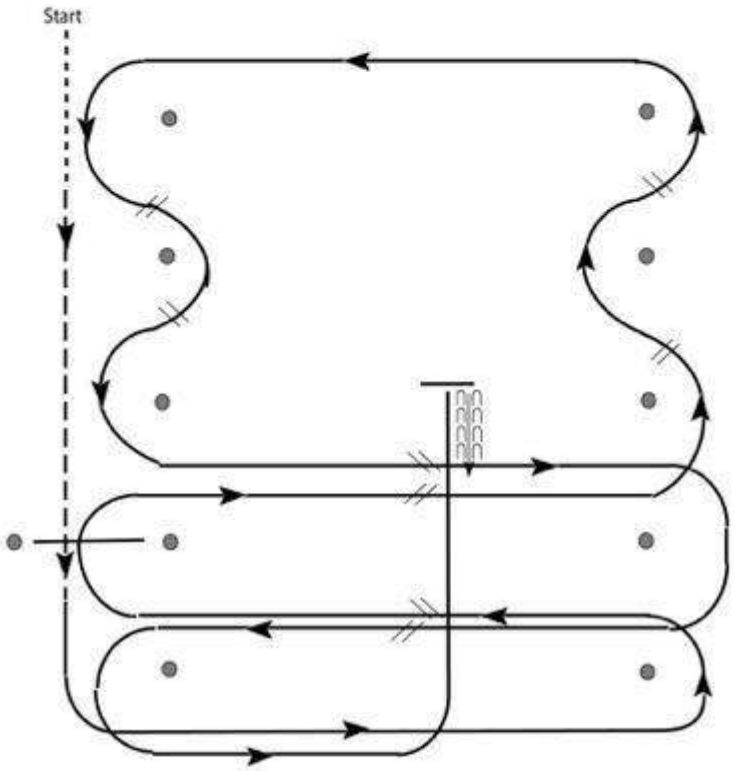

1. Walk, transition to jog, jog over log.
2. Transition to left.
3. First crossing change.
4. Lope over log.
5. Second crossing change.
6. First line change.
7. Second line change.
8. Third line change.
9. Fourth line change.
10. Third crossing change.
11. Fourth crossing change.
12. Lope up the center, stop and back.

www.HorseShowPatterns.com

[WR/OP-3]

Pattern Provided by:

Juergen von Bistram

©2018 HorseShowPatterns.com. All Rights Reserved.

AQHA/AIQH Show

Western Riding (Rookie/Novice (L1))

Show Date: 27.- 29.04.2018

AQHA / AIQH REGIONAL

www.HorseShowPatterns.com

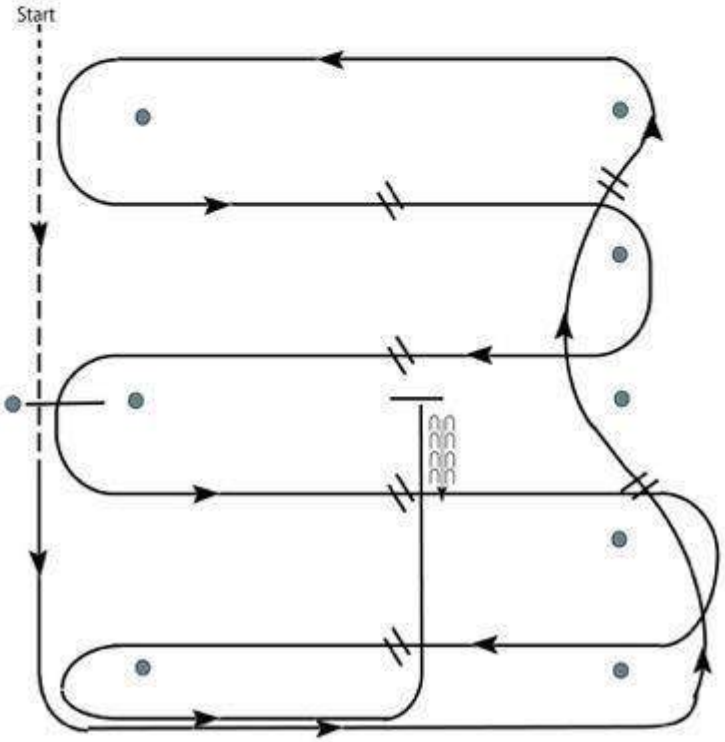

1. Walk at least 15' & jog over log.
2. Transition to left lead and lope around end.
3. First line change.
4. Second line change. Lope around end of arena
5. First crossing change.
6. Second crossing change.
7. Lope over log.
8. Third crossing change.
9. Fourth crossing change.
10. Lope up the center, stop and back.

www.HorseShowPatterns.com

[WR/GP-1]

Pattern Provided by:

Juergen von Bistram

©2018 HorseShowPatterns.com. All Rights Reserved.

AQHA/AIQH Show

TRAIL MATURITY

Show Date: 27.- 29.04.2018

AIQH MATURITY

www.HorseShowPatterns.com

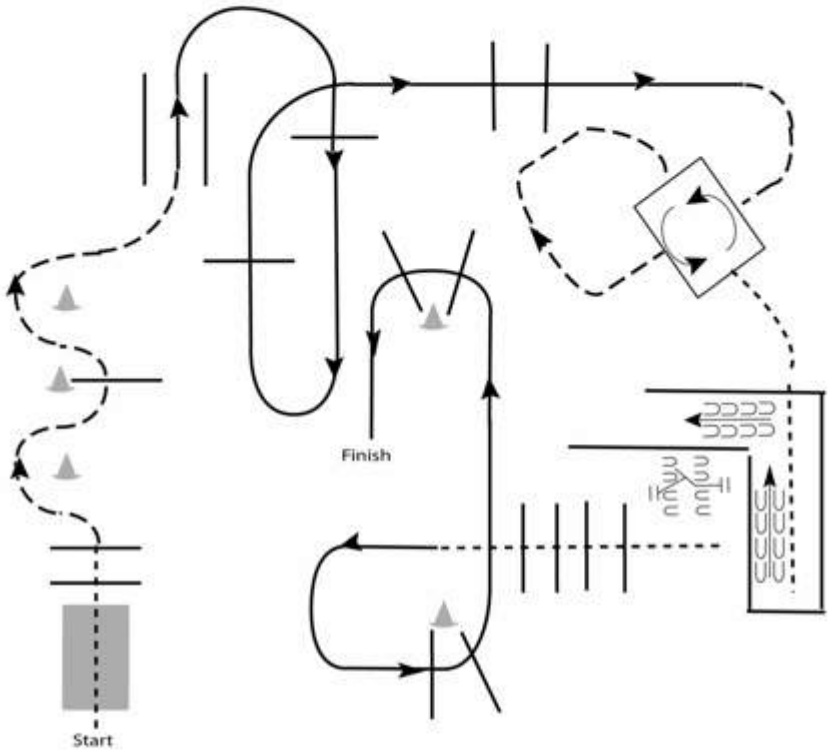

1. Walk over bridge and over poles
2. Jog through serpentine and over pole
3. Lope on the right lead over poles
4. Jog through box, then jog into box
5. Turn 360 degrees to the left in the box
6. Walk out of box and into chute
7. Back the L
8. Work the gate
9. Walk over poles
10. Lope on the left lead over poles to finish

Walk
Jog
Extended Jog
Lope
Leg Yield
Lead Change
Back
Marker (B)
Sidepass

www.HorseShowPatterns.com

[T/3-4]

Pattern Provided by:

Juergen von Bistram

©2018 HorseShowPatterns.com. All Rights Reserved.

AQHA/AIQH Show

Trail (Open/Amateur/Youth)

Show Date: 27.- 29.04.2018

AQHA / AIQH REGIONAL

www.HorseShowPatterns.com

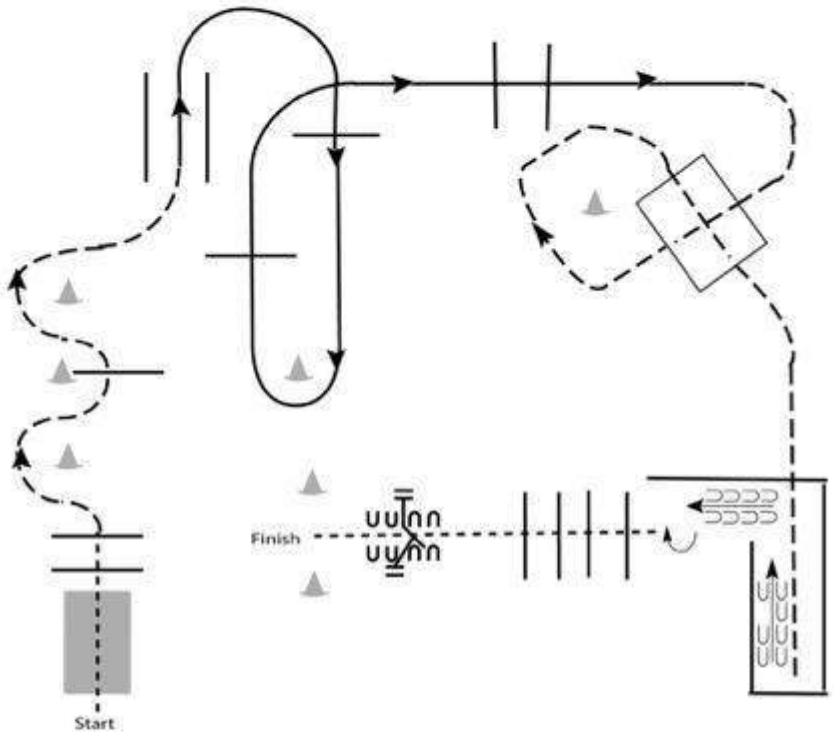

Begin at Start.

1. Walk over bridge and over poles.
2. Jog through serpentine and over pole.
3. Lope on the right lead over poles.
4. Jog through box and into chute.
5. Back the L.
6. Turn 180 degrees and walk over elevated poles.
7. Work gate with left hand.

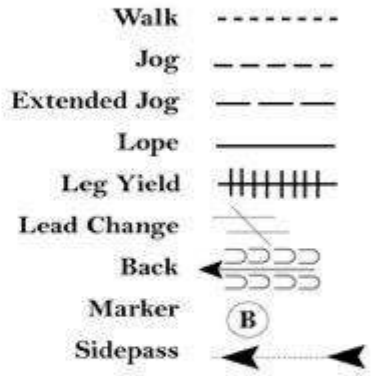

www.HorseShowPatterns.com

[T/2-7]

Pattern Provided by:

Juergen von Bistram

©2018 HorseShowPatterns.com. All Rights Reserved.

AQHA/AIQH Show

Trail (Rookie/Novice (L1))

Show Date: 27.- 29.04.2018

AQHA / AIQH REGIONAL

www.HorseShowPatterns.com

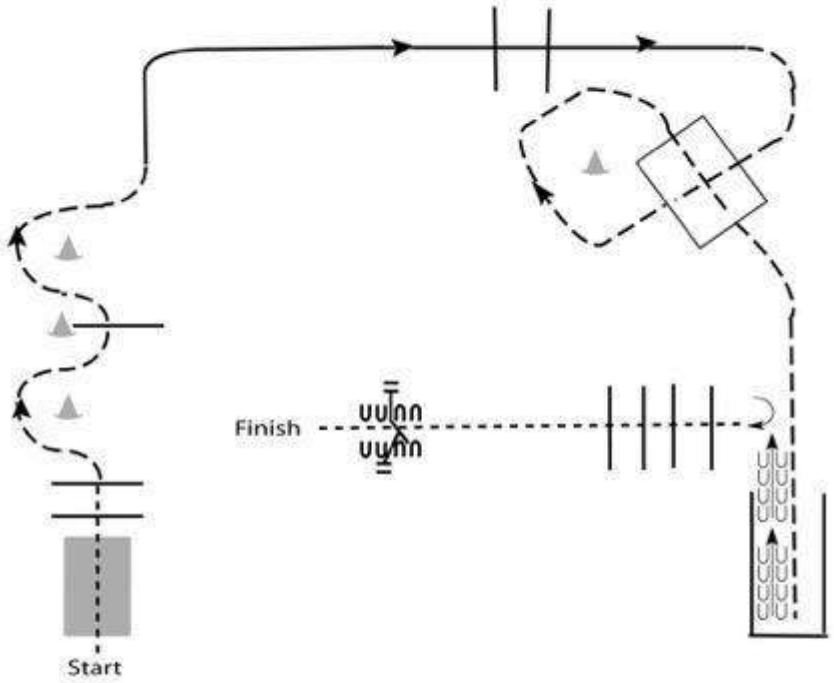

Be ready at start.

1. Walk over bridge and over poles.
2. Jog through serpentine and over pole.
3. Lope on the right lead over poles.
4. Jog through box and into chute.
5. Back out of chute.
6. Turn 90 degrees and walk over elevated poles.
7. Work gate with left hand.

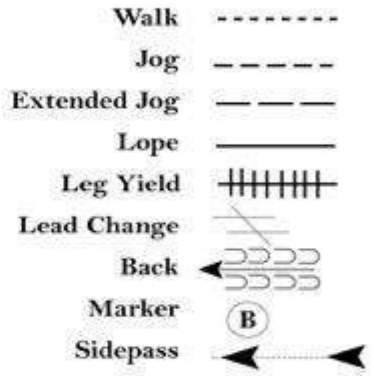

[T/1-6]

Pattern Provided by:

Juergen von Bistram

©2018 HorseShowPatterns.com. All Rights Reserved.

AQHA/AIQH Show

Hunt Seat Equitation (Rookie/Novice (L1))

Show Date: 27.- 29.04.2018

AQHA / AIQH REGIONAL

www.HorseShowPatterns.com

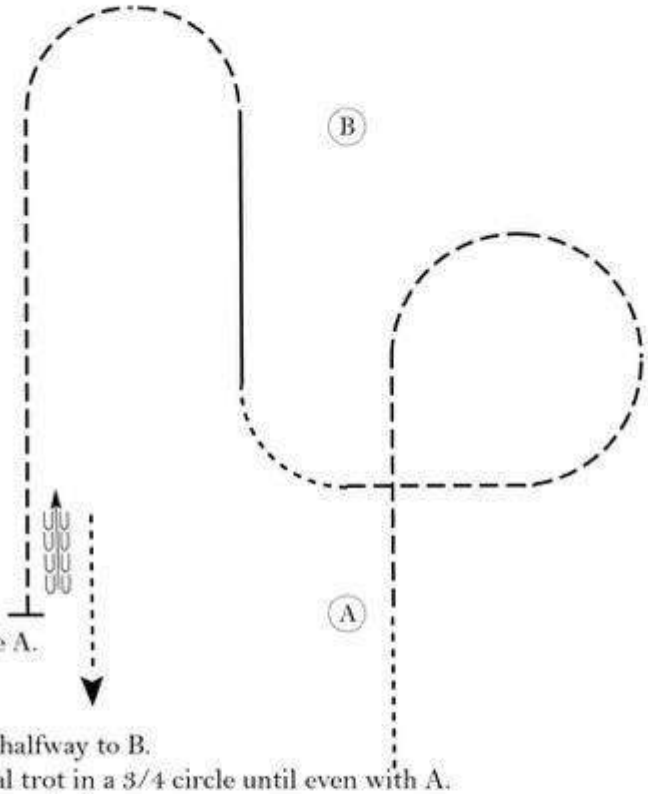

Be ready before A.

1. Walk to A.
2. Sitting trot halfway to B.
3. Left diagonal trot in a 3/4 circle until even with A.
4. Walk a quarter circle.
5. Canter on the left lead to B.
6. When even with B, trot on the right diagonal in a half circle and a straight line until even with A.
7. Halt when even with A and back approximately one horse length.
8. Walk to exit.

Follow the instructions of your ring steward.

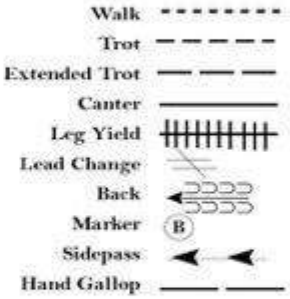

www.HorseShowPatterns.com

[HSE/1-59]

Pattern Provided by:

Juergen von Bistram

©2018 HorseShowPatterns.com. All Rights Reserved.

AQHA/AIQH Show

Hunt Seat Equitation (Amateur/Youth)

Show Date: 27.- 29.04.2018

AQHA / AIQH REGIONAL

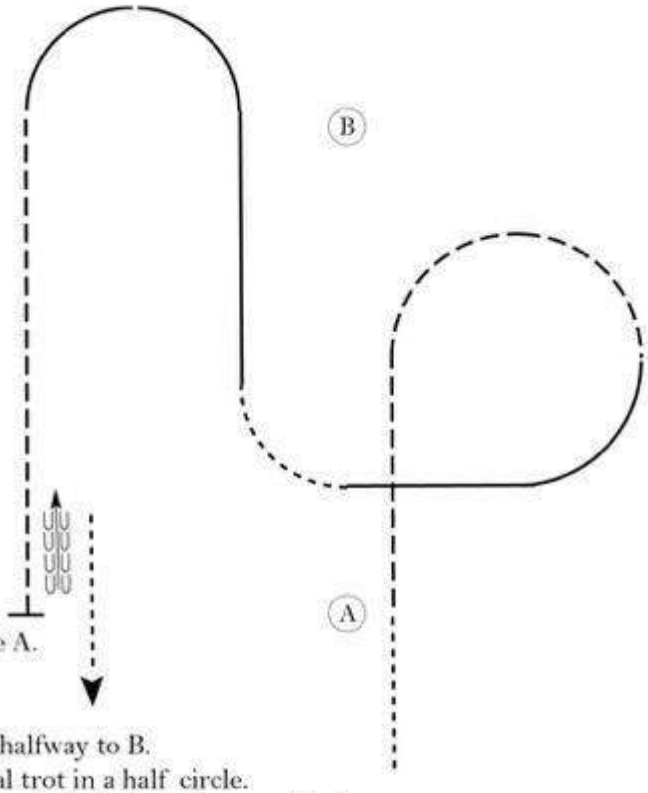

Be ready before A.

1. Walk to A.
2. Sitting trot halfway to B.
3. Left diagonal trot in a half circle.
4. Canter on ther ight lead until even with A.
5. Walk a quarter circle.
6. Canter on the left lead to B and in a half circle as shown.
7. When even with B, trot on the right diagonal in a straight line until even with A.
8. Halt when even with A and back approximately one horse length.
9. Walk to exit.

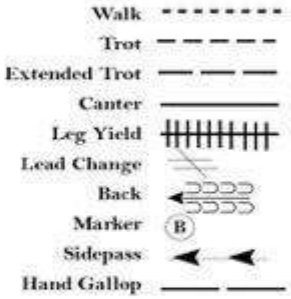

Follow the instructions of your ring steward.

[HSE/3-59]

Pattern Provided by:

Juergen von Bistram

©2018 HorseShowPatterns.com. All Rights Reserved.

www.HorseShowPatterns.com

www.HorseShowPatterns.com

AQHA/AIQH Show

Western Horsemanship (Amateur/Youth)

Show Date: 27.- 29.04.2018

www.HorseShowPatterns.com

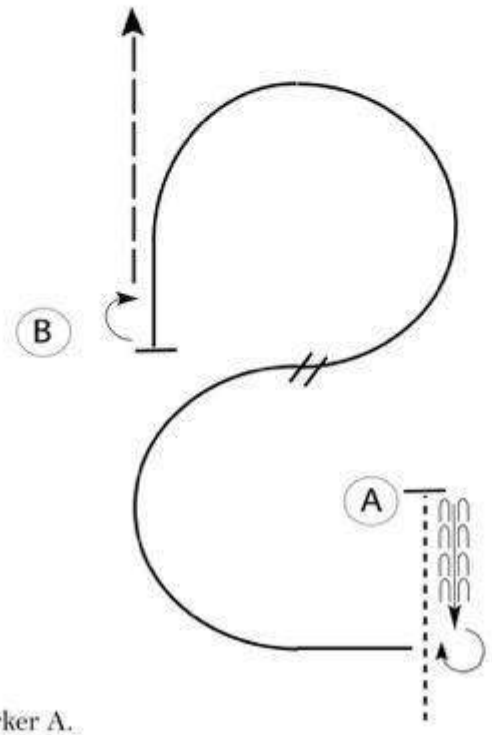

Be ready before marker A.

1. Walk to A.
2. Stop and back approximately one horse length.
3. Execute a 3/4 turn to the right and lope on the right lead.
4. Perform a simple lead change and lope on the left lead to B.
5. Stop at B and execute a 1/2 turn to the right.
6. Jog to exit.

Follow the instructions of your ring steward.

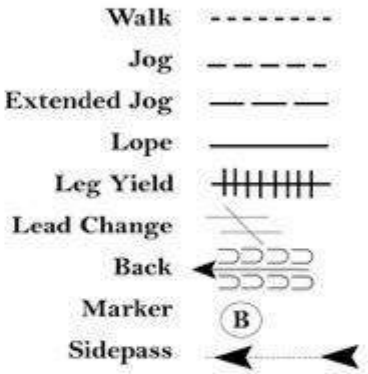

www.HorseShowPatterns.com

[WH/2-68]

Pattern Provided by:

Juergen von Bistram

©2018 HorseShowPatterns.com. All Rights Reserved.

AQHA/AIQH Show

Western Horsemanship (Rookie/Novice (L1))

Show Date: 27.- 29.04.2018

AQHA / AIQH REGIONAL

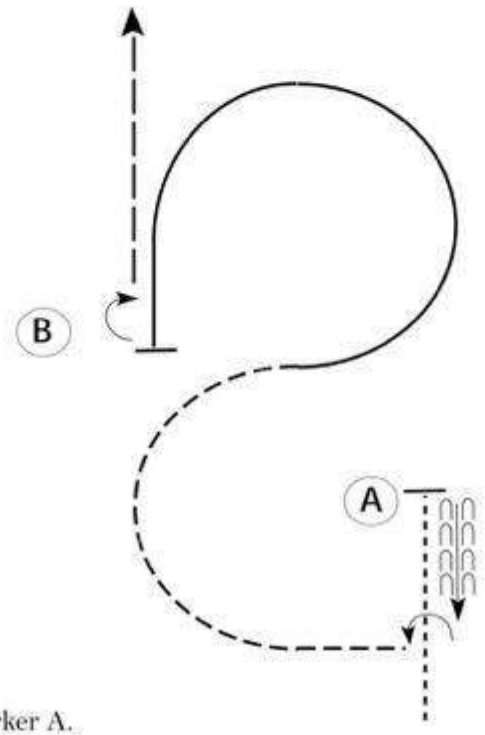

Be ready before marker A.

1. Walk to A.
2. Stop and back approximately one horse length.
3. Execute a 1/4 turn to the left and jog a half circle.
4. Lope on the left lead to B.
5. Stop at B and execute a 1/2 turn to the right.
6. Extend the jog to exit.

Follow the instructions of your ring steward.

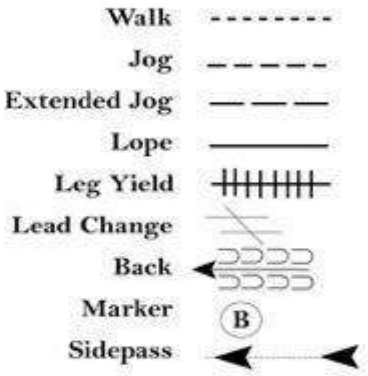

[WH/1-68]

Pattern Provided by:

Juergen von Bistram

©2018 HorseShowPatterns.com. All Rights Reserved.

www.HorseShowPatterns.com

www.HorseShowPatterns.com

AQHA/AIQH Show

Showmanship (Amateur/Youth)

Show Date: 27.- 29.04.2018

AQHA / AIQH REGIONAL

www.HorseShowPatterns.com

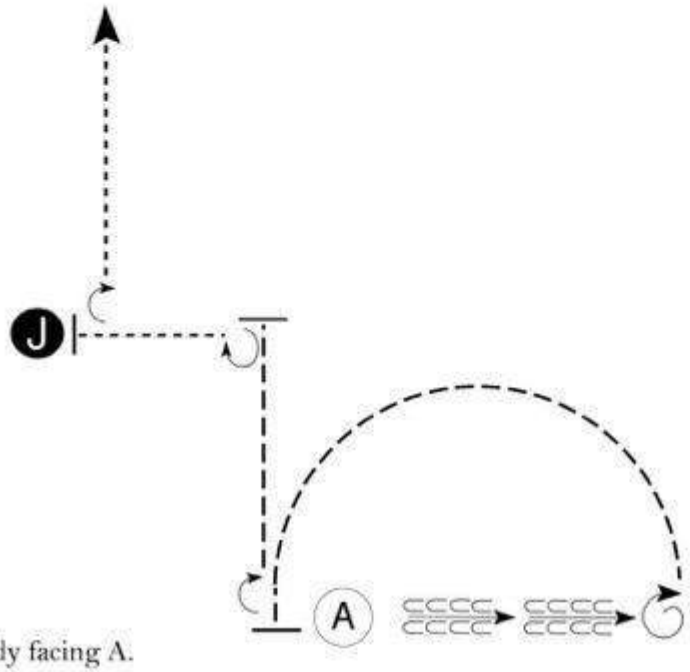

Be ready facing A.

1. When acknowledged, back approximately 2 horse lengths.
2. Perform a 450 degree turn (1 1/4).
3. Trot a half circle back to A.
4. Stop and perform a 180 degree turn.
5. Trot until your horse's hip is even with Judge.
6. Stop and perform a 270 degree turn.
7. Walk to judge. Stop and set up for inspection.
8. When dismissed, perform a 90 degree turn.
9. Walk straight away from judge.

Follow the instructions of your ring steward.

Walk
Trot
Back
Marker (B)
Judge (J)

www.HorseShowPatterns.com

[S/3-67]

Pattern Provided by:

Juergen von Bistram

©2018 HorseShowPatterns.com. All Rights Reserved.

of.ìiè(J ,..L
'''vanle,irn11m

AQHA/AIQH Show

Showmanship (Rookie/Novice (L1))

Show Date: 27.- 29.04.2018

AQJIA / AJQII R.I>G fQXA L

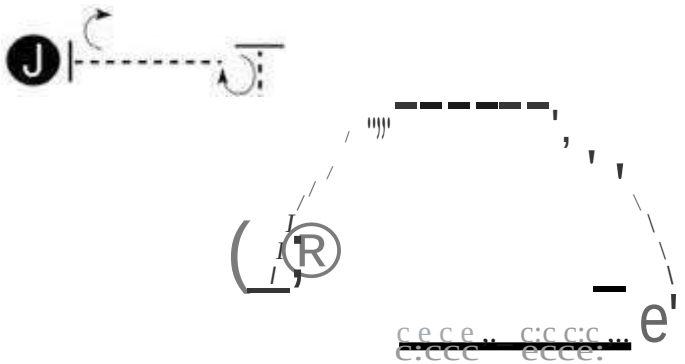

Be ready focing A.

I. Whcn acknowle<lge,d back approximately 2 horse lengt hs.
2. Perform :t 90 dPgre turn.
!!. Trot a half circle back to A.
I·. St<>p and perform a 180 degree rnr n.
S. \•Valk until your horsc't, hip is even with Judge.
6. Stopand perform a 270 degree turn.
7. Walk to judge. Sto1>and set up for inspection.
$. \ V hcn c.Jis m isse cl, 1 rfonn a O c.leg r c <! wrn.

9, Walk straight away fromjudge.
Follow che ins tructio ns of your ring steward.

Walk --------
Trot
Back
Marker
Judge

[S/2 7]

Pattern Providedby:

Juergen von Bistram

©2018 HorseShowPatterns.com. All Rights Reserved.

AQHA/AIQH Show

Hunt Seat Equitation Walk & Trot

Show Date: 27.- 29.04.2018

AQHA / AIQH REGIONAL

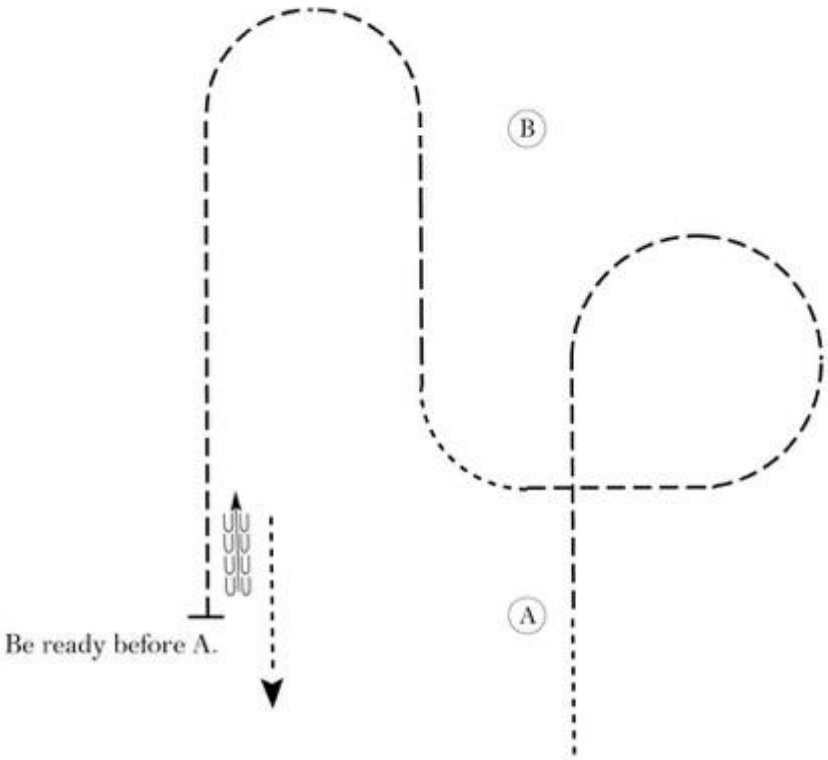

1. Passo verso A
2. Trotto seduto
3. Trotto diagonale SX 3/4 di cerchio
4. Passo 1/4 di crchio
5. Trotto diagonale DX 1/2 cerchio e linea dritta
6. Stop all'altezza di A e back
7. Uscire al passo

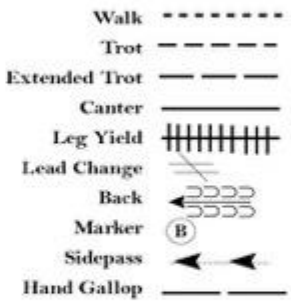

www.HorseShowPatterns.com

www.HorseShowPatterns.com

[HSE/1-59]

Pattern Provided by:

Juergen von Bistram

©2018 HorseShowPatterns.com. All Rights Reserved.

AQHA/AIQH Show

TRAIL Walk & Trot

Show Date: 27.- 29.04.2018

AQHA / AIQH REGIONAL

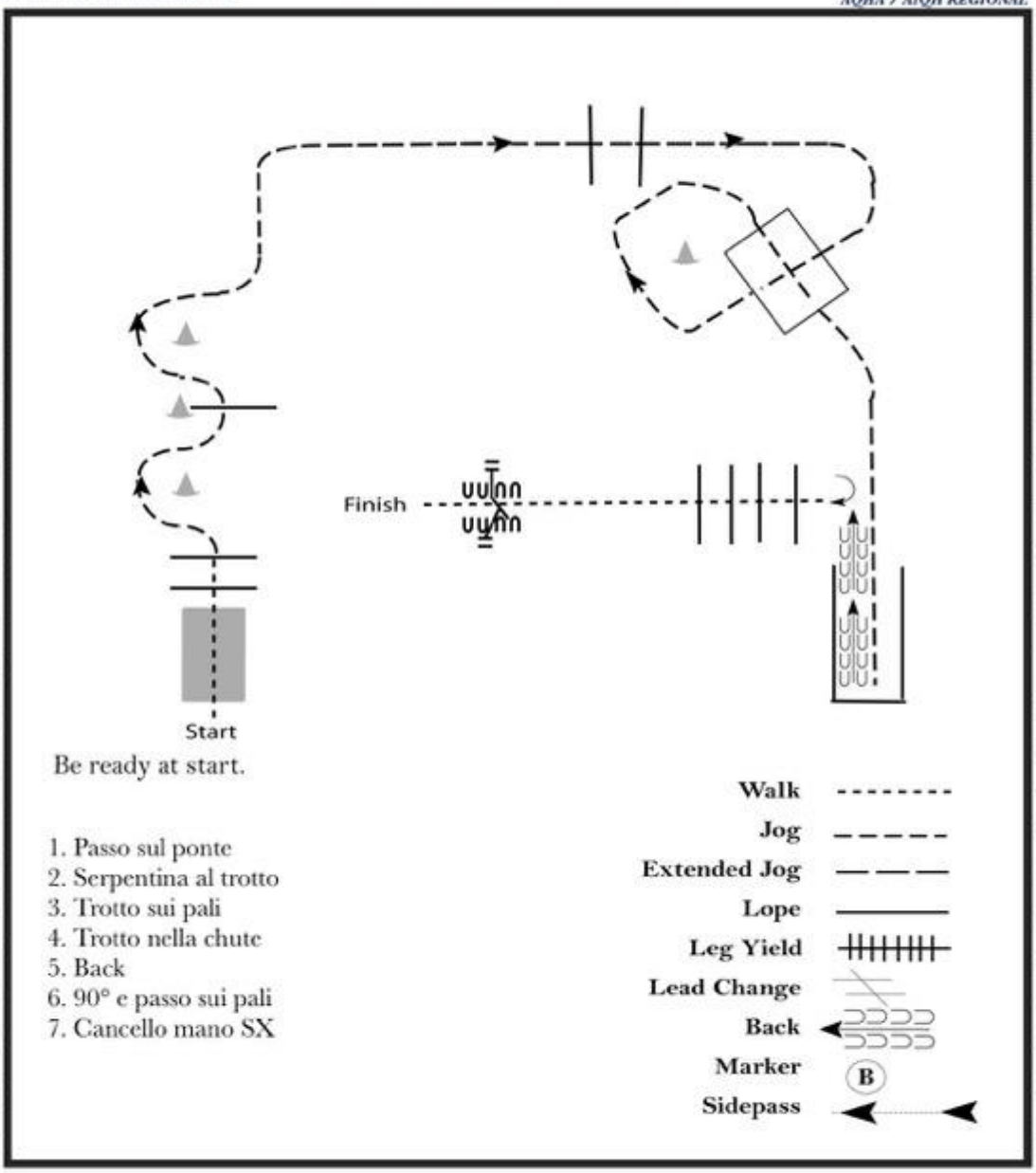

www.HorseShowPatterns.com

[T/1-6]

Pattern Provided by:

Juergen von Bistram

©2018 HorseShowPatterns.com. All Rights Reserved.

AQHA/AIQH Show

Western Horsemanship WALK & TROT

Show Date: 27.- 29.04.2018

AQHA / AIQH REGIONAL

www.HorseShowPatterns.com

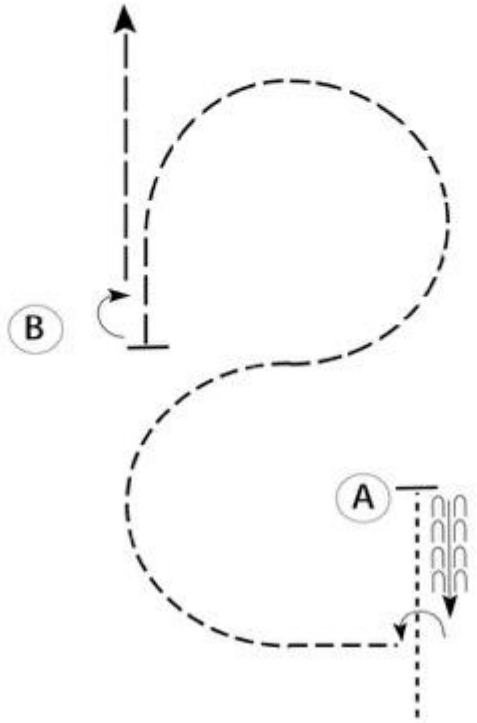

Pronti al marker A
1. Passo fino al marker A
2. Stop e back la lunghezza di un cavallo
3. 90° a sx e trotto in mezzo cerchio a dx
4. Trotto verso sx
5. Stop a B e 180° a dx
6. Trotto esteso ed uscire

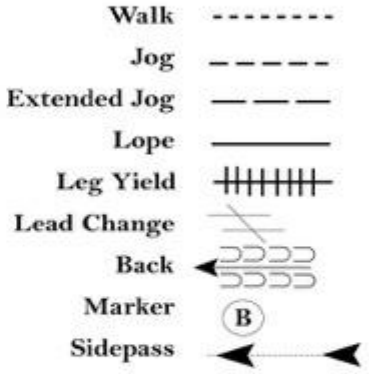

www.HorseShowPatterns.com

[WH/1-68]

Pattern Provided by:

Juergen von Bistram

©2018 HorseShowPatterns.com. All Rights Reserved.